Hansdiha

Mohanpur

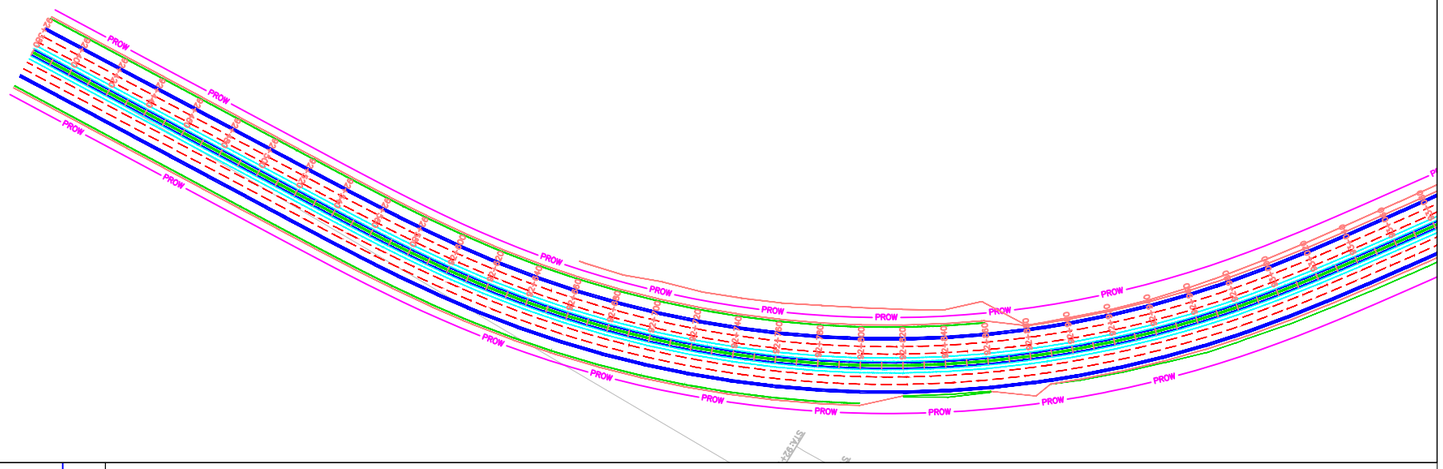

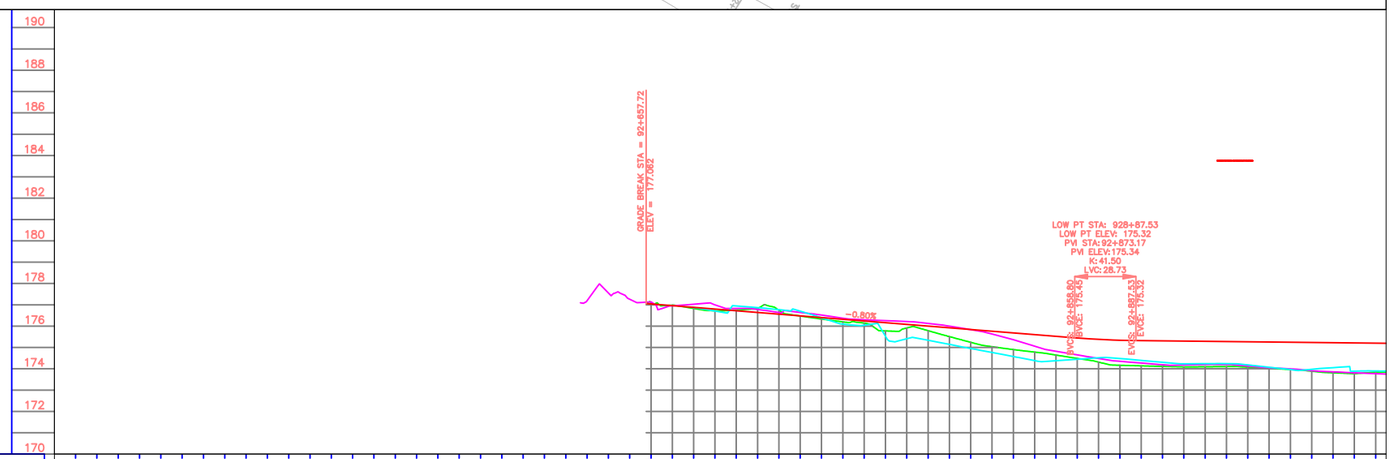

PROPOSED LEVEL	177.04 176.96 176.88 176.80 176.72 176.64 176.56 176.48 176.40 176.32 176.24 176.16 176.08 176.00 175.92 175.84 175.76 175.68 175.60 175.52 175.45 175.38 175.31 175.30 175.29 175.28 175.27 175.26 175.25 175.24 175.23 175.21 175.20
EXISTING LEVEL	177.08 176.98 176.83 176.72 176.75 176.82 176.75 176.47 176.20 176.15 175.78 175.91 176.00 175.79 175.51 175.24 175.04 174.90 174.78 174.64 174.49 174.31 174.17 174.14 174.11 174.09 174.09 174.10 174.08 174.02 173.97 173.89 173.81 173.77 173.84
LEVEL DIFFRENCE	-0.04 -0.02 0.05 0.08 -0.03 -0.18 -0.19 0.01 0.07 0.12 0.10 0.39 0.17 0.22 0.42 0.60 0.73 0.78 0.82 0.88 0.96 1.07 1.17 1.18 1.20 1.20 1.18 1.19 1.28 1.35 1.41 1.44 1.37
LEFT LEVEL	177.19 177.55 177.26 177.14 176.95 177.03 177.00 176.83 176.79 176.64 176.64 176.52 176.37 176.30 176.26 176.21 176.13 176.00 175.83 175.63 175.37 175.06 174.82 174.65 174.49 174.35 174.27 174.19 174.18 174.13 174.05 173.91 173.85 173.81 173.77
RIGHT LEVEL	176.87 176.71 176.95 176.87 176.77 176.70 176.39 176.09 176.04 175.53 175.41 175.34 175.14 174.95 174.76 174.58 174.38 174.38 174.45 174.52 174.48 174.39 174.30 174.23 174.24 174.24 174.18 174.07 173.96 173.98 174.05 173.89 173.81 173.90
Vertical Geometry	201.08 ???K=41.500 -0.80% -0.11% 28.73 (150.04)
Horizontal Geometry	L=40.50 L=95.00 L=358.33 R=500.00 T=350.71
Superelevation	47.58m 47.58m 47.58m

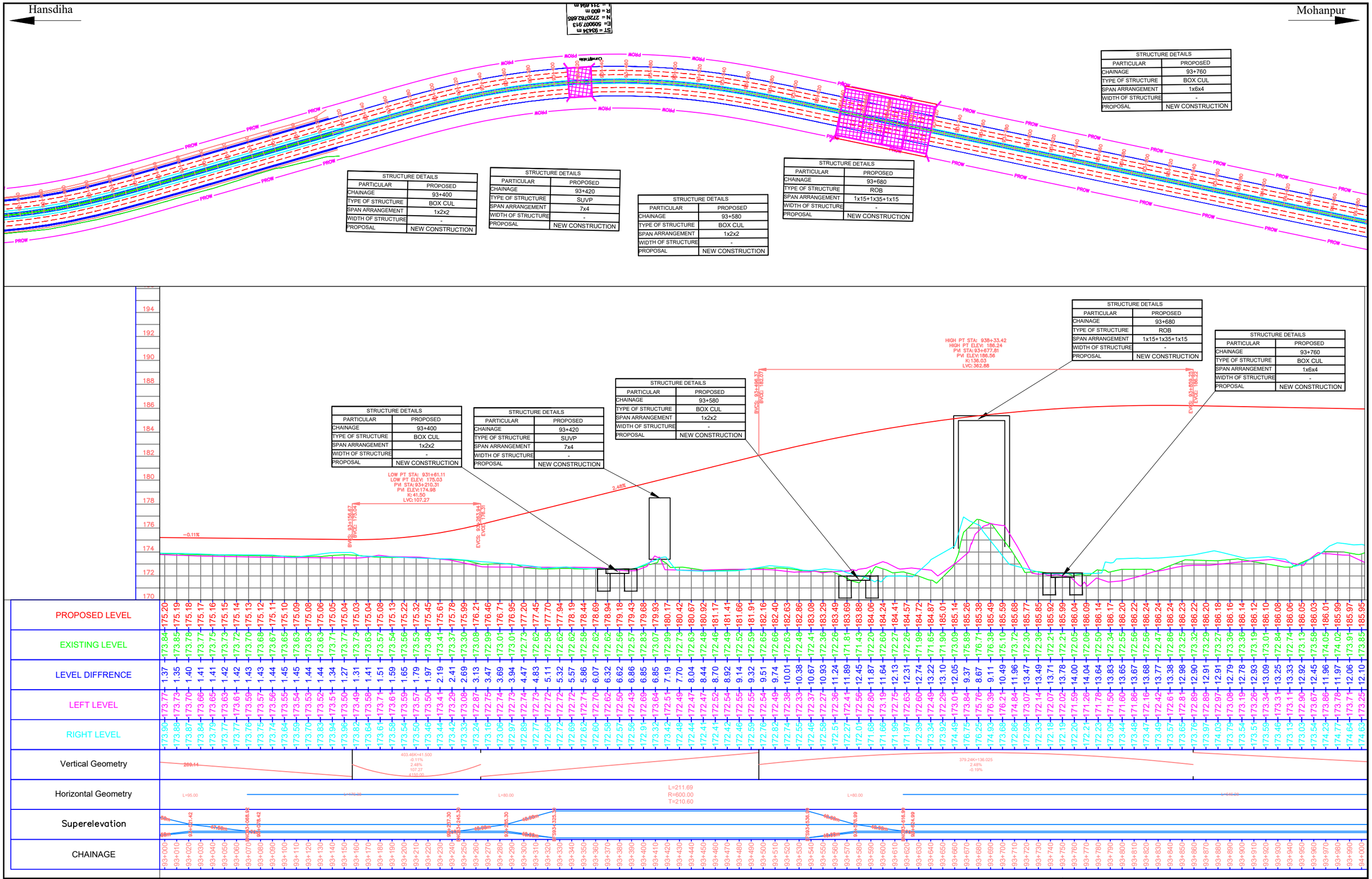
Hansdiha
Mohanpur
ST = 93434 m
E= 509007.913
N = 2720762.665
R = 600 m
L = 211.694 m
PROW
STRUCTURE DETAILS
PARTICULAR | PROPOSED
CHAINAGE | 93+400
TYPE OF STRUCTURE | BOX CUL
SPAN ARRANGEMENT | 1x2x2
WIDTH OF STRUCTURE | -
PROPOSAL | NEW CONSTRUCTION
STRUCTURE DETAILS
PARTICULAR | PROPOSED
CHAINAGE | 93+420
TYPE OF STRUCTURE | SUVP
SPAN ARRANGEMENT | 7x4
WIDTH OF STRUCTURE | -
PROPOSAL | NEW CONSTRUCTION
STRUCTURE DETAILS
PARTICULAR | PROPOSED
CHAINAGE | 93+580
TYPE OF STRUCTURE | BOX CUL
SPAN ARRANGEMENT | 1x2x2
WIDTH OF STRUCTURE | -
PROPOSAL | NEW CONSTRUCTION
STRUCTURE DETAILS
PARTICULAR | PROPOSED
CHAINAGE | 93+680
TYPE OF STRUCTURE | ROB
SPAN ARRANGEMENT | 1x15+1x35+1x15
WIDTH OF STRUCTURE | -
PROPOSAL | NEW CONSTRUCTION
STRUCTURE DETAILS
PARTICULAR | PROPOSED
CHAINAGE | 93+760
TYPE OF STRUCTURE | BOX CUL
SPAN ARRANGEMENT | 1x6x4
WIDTH OF STRUCTURE | -
PROPOSAL | NEW CONSTRUCTION
LOW PT STA: 931+61.11
LOW PT ELEV: 175.03
PVI STA: 93+210.31
PVI ELEV: 174.98
K: 41.50
LVC: 107.27
HIGH PT STA: 938+33.42
HIGH PT ELEV: 186.24
PVI STA: 93+677.81
PVI ELEV: 186.56
K: 136.03
LVC: 362.88
-0.11%
2.48%
PROPOSED LEVEL
EXISTING LEVEL
LEVEL DIFFRENCE
LEFT LEVEL
RIGHT LEVEL
Vertical Geometry
Horizontal Geometry
Superelevation
CHAINAGE
L=211.69
R=600.00
T=210.60
LEGEND :
EXISTING CARRIAGEWAY
HUT
MANHOLE
OFC LINE
ELECTRIC POLE
LAMP POST
SIGN POST
TREE
MAIN GATE
BENCH MARK
HAND PUMP
KILOMETER POST
TRANSFORMER
CULVERT
PLAN :
PRO. CENTER LINE
PRO. ROAD EDGE
PRO.SHOULDER EDGE
PRO. ROW
PRO. TOE LEVEL
PROPOSED PROFILE :
DESIGN RL (MC01)
EXISTING GL/RL
LEFT TOE LEVEL (IA01)
RIGHT TOE LEVEL (IA01)
REV
DATE
DESCRIPTION OF REVISION
SCALE :-
0 20 40 60 80 100
SCALE 1: 2500
CLIENT:-
MORTH
Government of India
MINISTRY OF ROAD TRANSPORT & HIGHWAYS
ROADS & BUILDINGS DEPARTMENT
CONSULTANT:-
M/s Marc Technocrats Pvt. Ltd with Asian Geotech research service
PROJECT:-
Consultancy Services for Prepration of Detailed Project Report for Devlopment of NH-133 from km 92+380 to km 129+370 in Dumka and Deoghar District in the state of Jharkhand
TITLE:-
PLAN & PROFILE
CHAINAGE:-
(Ch:93+000 - 94+000)
Drawing No:
Date : Feb 2025
Sheet :
DRAWN(A)
DESIGN (B)
CHECK (C)
APPROVED (D)

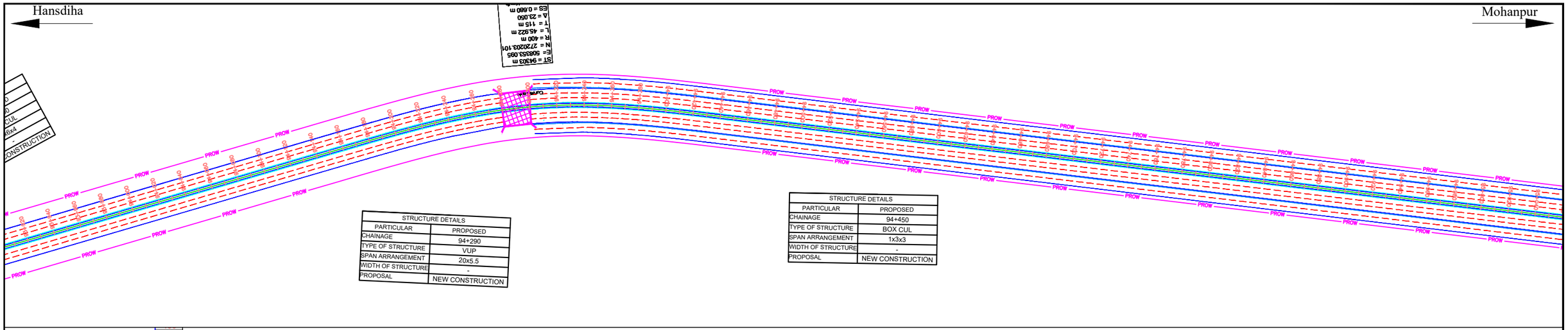

STRUCTURE DETAILS	
PARTICULAR	PROPOSED
CHAINAGE	94+290
TYPE OF STRUCTURE	VUP
SPAN ARRANGEMENT	20x5.5
WIDTH OF STRUCTURE	-
PROPOSAL	NEW CONSTRUCTION

STRUCTURE DETAILS	
PARTICULAR	PROPOSED
CHAINAGE	94+450
TYPE OF STRUCTURE	BOX CUL
SPAN ARRANGEMENT	1x3x3
WIDTH OF STRUCTURE	-
PROPOSAL	NEW CONSTRUCTION

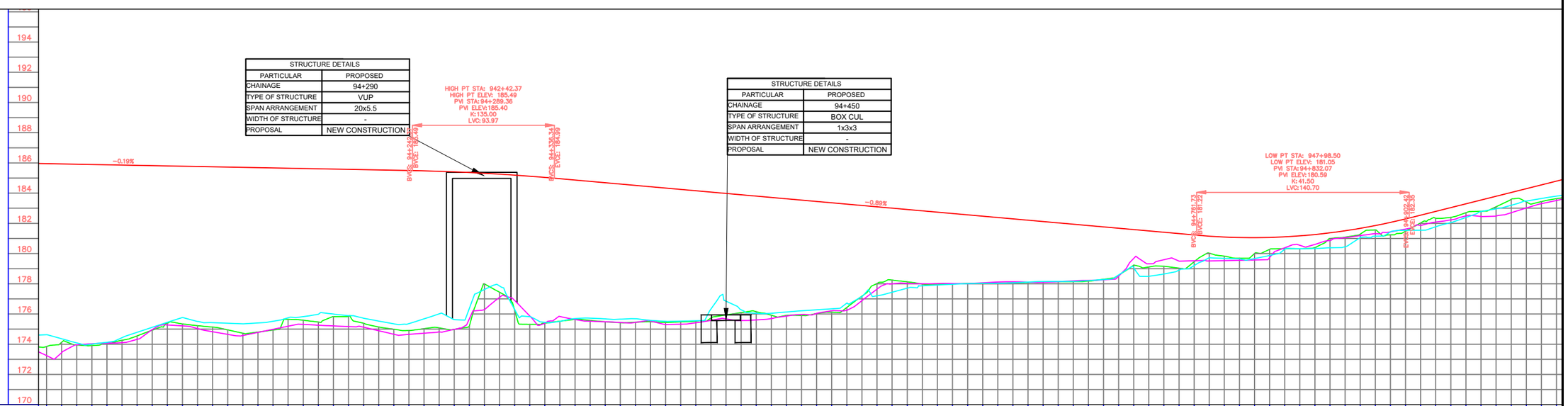

STRUCTURE DETAILS	
PARTICULAR	PROPOSED
CHAINAGE	94+290
TYPE OF STRUCTURE	VUP
SPAN ARRANGEMENT	20x5.5
WIDTH OF STRUCTURE	-
PROPOSAL	NEW CONSTRUCTION

STRUCTURE DETAILS	
PARTICULAR	PROPOSED
CHAINAGE	94+450
TYPE OF STRUCTURE	BOX CUL
SPAN ARRANGEMENT	1x3x3
WIDTH OF STRUCTURE	-
PROPOSAL	NEW CONSTRUCTION

CHAINAGE	PROPOSED LEVEL	EXISTING LEVEL	LEVEL DIFFRENCE	LEFT LEVEL	RIGHT LEVEL
94+000	185.95	173.85	12.10	173.25	174.63
94+010	185.93	174.13	11.80	173.45	174.36
94+020	185.91	173.95	11.96	173.96	174.08
94+030	185.89	173.91	11.98	174.03	174.08
94+040	185.87	174.07	11.80	174.07	174.12
94+050	185.86	174.26	11.59	174.10	174.43
94+060	185.84	174.55	11.29	174.32	174.79
94+070	185.82	174.93	10.89	174.97	175.12
94+080	185.80	175.40	10.40	175.27	175.45
94+090	185.78	175.35	10.43	175.21	175.77
94+100	185.76	175.23	10.53	175.04	175.50
94+110	185.74	175.13	10.61	174.83	175.43
94+120	185.72	174.95	10.77	174.65	175.39
94+130	185.70	174.73	10.98	174.58	175.35
94+140	185.69	174.80	10.88	174.78	175.41
94+150	185.65	175.65	10.00	175.20	175.75
94+160	185.63	175.59	10.04	175.31	175.83
94+170	185.61	175.47	10.14	175.26	175.98
94+180	185.59	175.82	9.77	175.21	175.99
94+190	185.57	175.83	9.75	175.17	175.89
94+200	185.55	175.38	10.17	175.13	175.72
94+210	185.53	175.14	10.39	174.89	175.53
94+220	185.51	174.99	10.52	174.66	175.35
94+230	185.50	174.91	10.59	174.65	175.36
94+240	185.47	175.03	10.45	174.73	175.68
94+250	185.45	175.08	10.37	174.82	176.01
94+260	185.41	174.98	10.43	174.98	176.63
94+270	185.37	175.20	10.17	176.28	176.37
94+280	185.32	177.99	7.33	177.62	177.86
94+290	185.26	177.44	7.82	177.10	176.30
94+300	185.19	176.25	8.94	176.90	176.30
94+310	185.12	175.31	9.81	175.87	175.83
94+320	185.04	175.40	9.64	175.39	175.45
94+330	184.95	175.52	9.43	175.84	175.51
94+340	184.86	175.65	9.22	175.64	175.69
94+350	184.78	175.58	9.20	175.53	175.72
94+360	184.69	175.49	9.20	175.49	175.68
94+370	184.60	175.43	9.17	175.44	175.66
94+380	184.51	175.46	9.05	175.45	175.69
94+390	184.42	175.49	8.93	175.54	175.57
94+400	184.33	175.45	8.89	175.33	175.52
94+410	184.24	175.48	8.77	175.42	175.53
94+420	184.16	175.53	8.63	175.58	175.55
94+430	184.07	175.73	8.33	175.58	176.33
94+440	183.98	175.94	8.04	175.68	176.85
94+450	183.89	176.09	7.80	175.57	176.28
94+460	183.80	176.15	7.65	175.61	176.05
94+470	183.71	175.92	7.79	175.70	176.05
94+480	183.62	175.91	7.71	175.86	176.13
94+490	183.54	175.90	7.63	175.96	176.21
94+500	183.45	176.03	7.42	176.03	176.28
94+510	183.36	176.12	7.24	176.22	176.34
94+520	183.27	176.43	6.84	176.25	176.72
94+530	183.18	177.18	6.00	176.89	177.16
94+540	183.09	178.02	5.08	177.64	177.20
94+550	183.00	178.24	4.76	178.00	177.44
94+560	182.91	178.13	4.79	178.02	177.74
94+570	182.83	177.98	4.85	178.01	177.87
94+580	182.74	177.96	4.78	178.01	177.92
94+590	182.65	177.99	4.66	178.02	177.97
94+600	182.56	178.02	4.54	178.01	178.01
94+610	182.47	178.04	4.43	178.06	178.03
94+620	182.38	178.05	4.33	178.12	178.04
94+630	182.29	178.06	4.23	178.13	178.07
94+640	182.21	178.05	4.11	178.11	178.12
94+650	182.12	178.13	3.99	178.10	178.15
94+660	182.03	178.13	3.90	178.13	178.16
94+670	181.94	178.13	3.81	178.19	178.15
94+680	181.85	178.18	3.68	178.23	178.21
94+690	181.76	178.30	3.47	178.26	178.28
94+700	181.67	178.57	3.11	178.51	178.58
94+710	181.59	179.24	2.35	179.68	179.06
94+720	181.50	179.11	2.38	179.32	179.49
94+730	181.41	179.16	2.25	179.59	178.65
94+740	181.32	179.03	2.29	179.50	178.90
94+750	181.23	179.46	1.78	179.52	179.20
94+760	181.15	180.03	1.12	179.51	179.73
94+770	181.09	179.83	1.26	179.53	179.68
94+780	181.06	179.69	1.37	179.55	179.66
94+790	181.05	180.00	1.05	179.57	179.67
94+800	181.07	180.28	0.79	179.74	179.87
94+810	181.11	180.32	0.78	180.38	180.29
94+820	181.17	180.32	0.85	180.55	180.32
94+830	181.26	180.40	0.86	180.60	180.34
94+840	181.37	181.00	0.38	180.87	180.38
94+850	181.51	181.09	0.42	181.06	180.45
94+860	181.67	181.28	0.39	181.19	181.06
94+870	181.85	181.56	0.29	181.32	181.15
94+880	182.06	181.24	0.82	181.44	181.43
94+890	182.29	181.48	0.82	181.62	181.54
94+900	182.54	182.02	0.52	181.87	181.55
94+910	182.79	182.33	0.47	182.08	181.77
94+920	183.05	182.39	0.65	182.23	182.05
94+930	183.30	182.71	0.59	182.49	182.39
94+940	183.55	182.80	0.74	182.46	182.78
94+950	183.80	182.96	0.70	182.48	182.96
94+960	184.05	183.59	0.46	182.70	183.19
94+970	184.30	183.42	0.88	183.02	183.47
94+980	184.55	183.64	1.11	183.44	183.90
95+000	184.80	183.64	1.16	183.51	183.90

Vertical Geometry: 303.12; 805.03K=135.000 -0.19% -0.89%; 425.38; 266.61K=41.500 -0.89% 2.50% 140.70 4150.00

Horizontal Geometry: L=115.00; L=45.92 R=400.00 T=45.90; L=115.00

Superelevation: 94+151.77; 94+183.22; 57.58m; 94+220.77; 57.58m; 57.58m; 94+278.29; 94+324.87; 57.58m; 57.58m; 94+375.69; 57.58m; 94+439.10; 94+450.69

LEGEND :

EXISTING CARRIAGEWAY, HUT, MANHOLE, OFC LINE, ELECTRIC POLE, LAMP POST, SIGN POST, TREE, MAIN GATE, BENCH MARK, HAND PUMP, KILOMETER POST, TRANSFORMER, CULVERT

PLAN : PRO. CENTER LINE, PRO. ROAD EDGE, PRO.SHOULDER EDGE, PRO. ROW, PRO. TOE LEVEL

PROPOSED PROFILE : DESIGN RL (MC01), EXISTING GL/RL, LEFT TOE LEVEL (IA01), RIGHT TOE LEVEL (IA01)

REV	DATE	DESCRIPTION OF REVISION

SCALE :- 0 20 40 60 80 100 — SCALE 1:2500

CLIENT:- MORTH Government of India — MINISTRY OF ROAD TRANSPORT & HIGHWAYS, ROADS & BUILDINGS DEPARTMENT

CONSULTANT:- M/s Marc Technocrats Pvt. Ltd with Asian Geotech research service

PROJECT:- Consultancy Services for Prepration of Detailed Project Report for Devlopment of NH-133 from km 92+380 to km 129+370 in Dumka and Deoghar District in the state of Jharkhand

TITLE:- PLAN & PROFILE

CHAINAGE:- (Ch:94+000 - 95+000)

Drawing No:

Date : Feb 2025 | Sheet :

DRAWN(A)	DESIGN (B)	CHECK (C)	APPROVED (D)

Hansdiha

Mohanpur

STRUCTURE DETAILS	
PARTICULAR	PROPOSED
CHAINAGE	95+710
TYPE OF STRUCTURE	LVUP
SPAN ARRANGEMENT	12x5.5
WIDTH OF STRUCTURE	-
PROPOSAL	NEW CONSTRUCTION

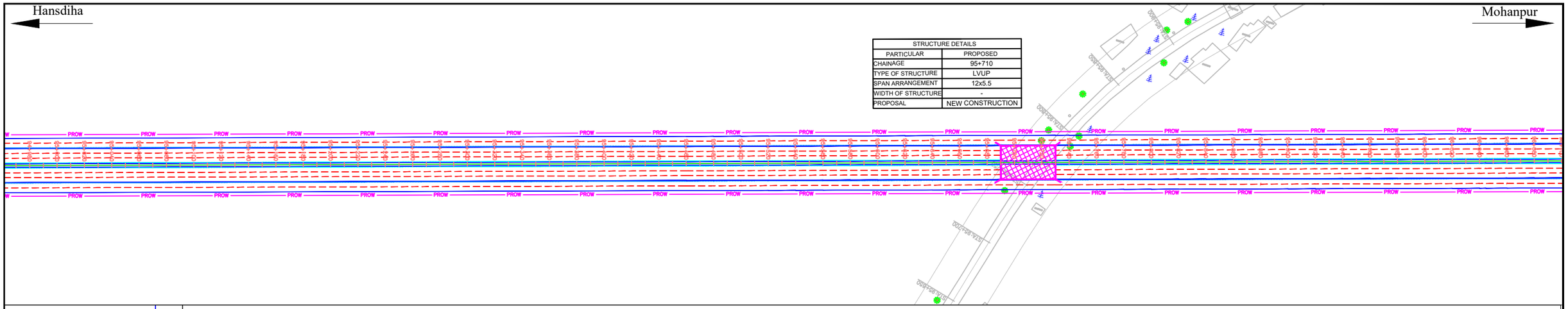

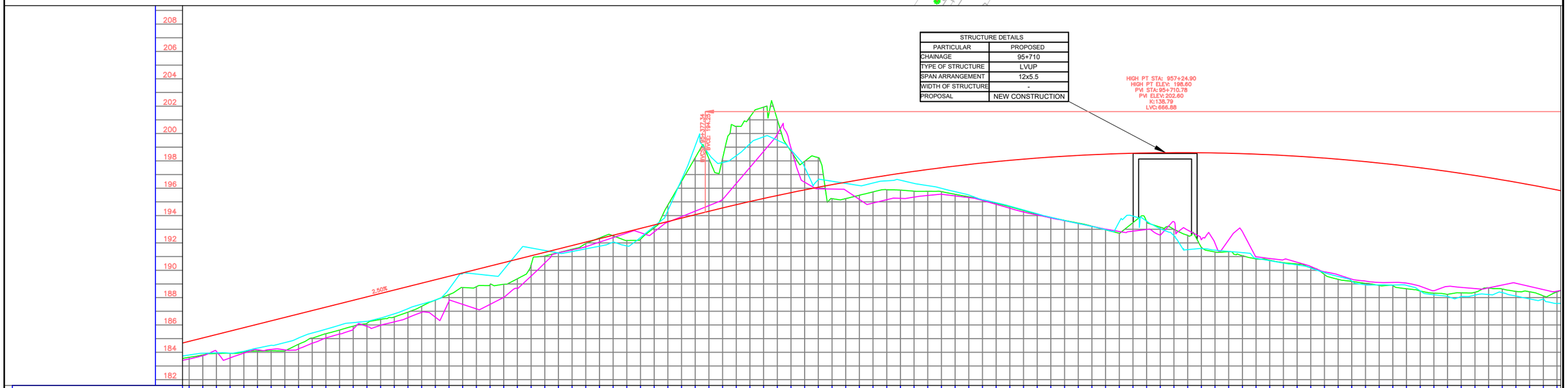

| | | |

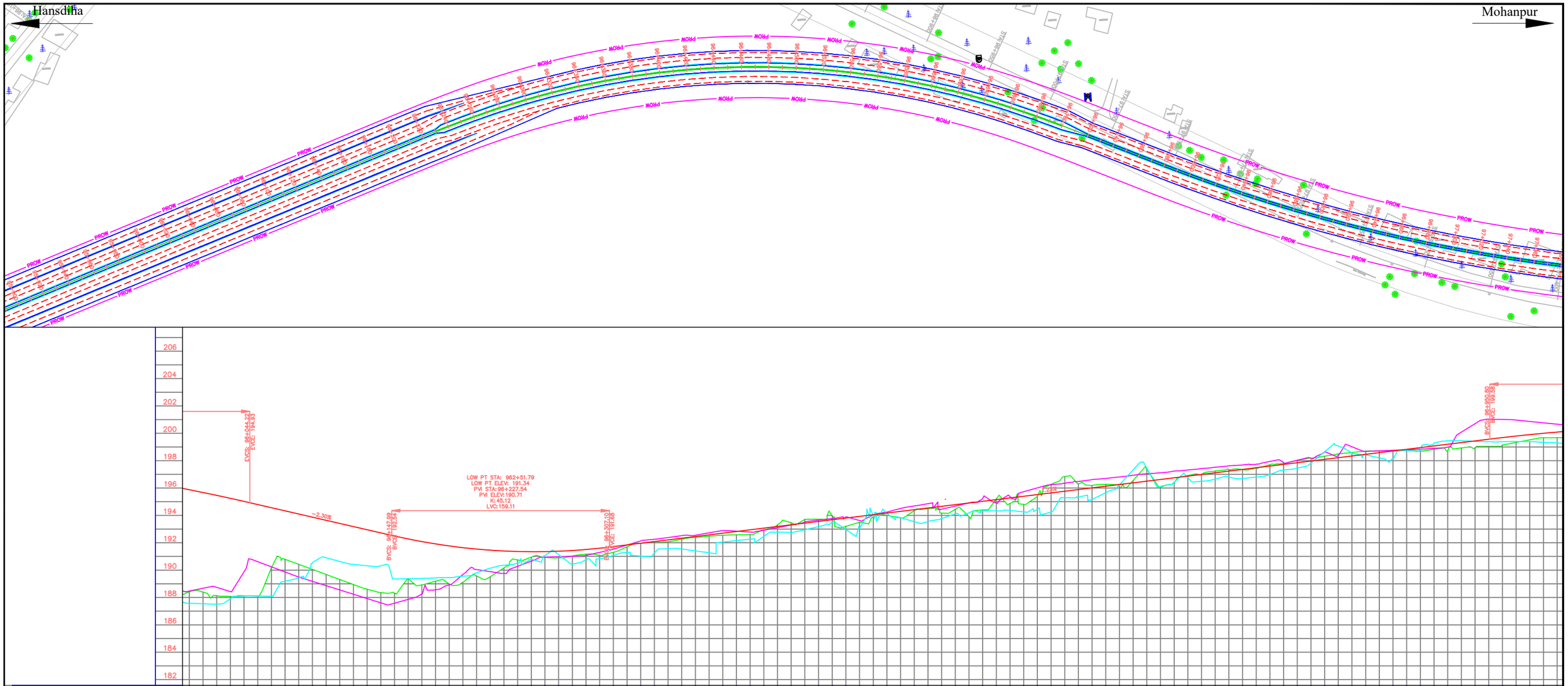

PROPOSED LEVEL	195.87, 195.67, 195.46, 195.25, 195.02, 194.79, 194.56, 194.33, 194.10, 193.87, 193.64, 193.41, 193.18, 192.95, 192.72, 192.49, 192.28, 192.09, 191.92, 191.77, 191.64, 191.54, 191.46, 191.40, 191.36, 191.35, 191.38, 191.43, 191.51, 191.60, 191.72, 191.84, 191.96, 192.09, 192.21, 192.33, 192.46, 192.58, 192.70, 192.82, 192.95, 193.07, 193.19, 193.31, 193.44, 193.56, 193.68, 193.80, 193.93, 194.05, 194.17, 194.29, 194.42, 194.54, 194.66, 194.78, 194.91, 195.03, 195.15, 195.27, 195.40, 195.52, 195.64, 195.77, 195.89, 196.01, 196.13, 196.26, 196.38, 196.50, 196.62, 196.75, 196.87, 196.99, 197.11, 197.24, 197.36, 197.48, 197.60, 197.73, 197.85, 197.97, 198.09, 198.22, 198.34, 198.46, 198.59, 198.71, 198.83, 198.95, 199.08, 199.20, 199.32, 199.44, 199.57, 199.69, 199.81, 199.94, 200.06, 200.18, 200.30, 200.43, 200.55, 200.67, 200.79, 200.92, 201.04, 201.16, 201.28, 201.41, 201.53, 201.65, 201.78, 201.90, 202.02, 202.15, 202.27, 202.39, 202.51, 202.64, 202.76, 202.88, 203.00, 203.13, 203.25, 203.37, 203.49, 203.62, 203.74, 203.86, 203.98, 204.11, 204.23, 204.35, 204.47, 204.60, 204.72, 204.84, 204.96, 205.09, 205.21, 205.33, 205.45, 205.58, 205.70, 205.82, 205.94, 206.07, 206.19, 206.31, 206.43, 206.56, 206.68, 206.80, 206.92, 207.05, 207.17, 207.29, 207.41, 207.54, 207.66, 207.78, 207.90, 208.03, 208.15, 208.27, 208.39, 208.52, 208.64, 208.76, 208.88, 209.01, 209.13, 209.25, 209.37, 209.50, 209.62, 209.74, 209.86, 209.99, 210.11, 210.23, 210.35, 210.48, 210.60, 210.72, 210.84, 210.97, 211.09, 211.21, 211.33, 211.46, 211.58, 211.70, 211.82, 211.95, 212.07, 212.19, 212.31, 212.44, 212.56, 212.68, 212.80, 212.93, 213.05, 213.17, 213.29, 213.42, 213.54, 213.66, 213.78, 213.91, 214.03, 214.15, 214.27, 214.40, 214.52, 214.64, 214.76, 214.89, 215.01, 215.13, 215.25, 215.38, 215.50, 215.62, 215.74, 215.87, 215.99, 216.11, 216.23, 216.36, 216.48, 216.60, 216.72, 216.85, 216.97, 217.09, 217.21, 217.34, 217.46, 217.58, 217.70, 217.83, 217.95, 218.07, 218.19, 218.32, 218.44, 218.56, 218.68, 218.81, 218.93, 219.05, 219.17, 219.30, 219.42, 219.54, 219.66, 219.79, 219.91, 220.03, 220.15, 220.28, 220.40, 220.52, 220.64, 220.77, 220.89, 221.01, 221.13, 221.26, 221.38, 221.50, 221.62, 221.75, 221.87, 221.99, 222.11, 222.24, 222.36, 222.48, 222.60, 222.73, 222.85, 222.97, 223.09, 223.22, 223.34, 223.46, 223.58, 223.71, 223.83, 223.95, 224.07, 224.20, 224.32, 224.44, 224.56, 224.69, 224.81, 224.93, 225.05, 225.18, 225.30, 225.42, 225.54, 225.67, 225.79, 225.91, 226.03, 226.16, 226.28, 226.40, 226.52, 226.65, 226.77, 226.89, 227.01, 227.14, 227.26, 227.38, 227.50, 227.63, 227.75, 227.87, 227.99, 228.12, 228.24, 228.36, 228.48, 228.61, 228.73, 228.85, 228.97, 229.10, 229.22, 229.34, 229.46, 229.59, 229.71, 229.83, 229.95, 230.08, 230.20, 230.32, 230.44, 230.57, 230.69, 230.81, 230.93, 231.06, 231.18, 231.30, 231.42, 231.55, 231.67, 231.79, 231.91, 232.04, 232.16, 232.28, 232.40, 232.53, 232.65, 232.77, 232.89, 233.02, 233.14, 233.26, 233.38, 233.51, 233.63, 233.75, 233.87, 233.99, 234.12, 234.24, 234.36, 234.48, 234.61, 234.73, 234.85, 234.97, 235.10, 235.22, 235.34, 235.46, 235.59, 235.71, 235.83, 235.95, 236.08, 236.20, 236.32, 236.44, 236.57, 236.69, 236.81, 236.93, 237.06, 237.18, 237.30, 237.42, 237.55, 237.67, 237.79, 237.91, 238.04, 238.16, 238.28, 238.40, 238.53, 238.65, 238.77, 238.89, 239.02, 239.14, 239.26, 239.38, 239.51, 239.63, 239.75, 239.87, 240.00
EXISTING LEVEL	188.41, 188.40, 188.13, 188.07, 188.12, 188.11, 190.16, 190.79, 190.42, 190.05, 189.68, 189.31, 188.94, 188.60, 188.30, 188.32, 189.36, 188.92, 189.19, 189.00, 189.11, 189.58, 189.51, 190.16, 190.75, 190.95, 190.94, 190.90, 191.03, 191.16, 191.08, 191.30, 191.70, 191.97, 192.02, 192.07, 192.26, 192.39, 192.48, 192.55, 192.59, 192.94, 193.31, 193.46, 193.72, 193.98, 193.20, 193.50, 193.63, 193.89, 194.01, 193.81, 194.35, 194.49, 194.17, 194.45, 193.90, 194.39, 194.87, 194.80, 195.38, 196.27, 196.84, 196.30, 196.19, 196.27, 196.12, 196.55, 196.06, 196.42, 196.91, 196.99, 197.24, 197.36, 197.34, 197.45, 197.70, 197.79, 197.85, 198.03, 198.33, 198.49, 198.59, 198.71, 198.74, 198.74, 198.83, 198.72, 198.95, 199.20, 199.32, 199.44, 199.41, 199.38, 199.40, 199.46, 199.45, 199.41, 199.38, 199.40, 199.34, 199.29, 199.25, 199.21, 199.17, 199.13, 199.09, 199.05, 199.01, 198.97, 198.93, 198.89, 198.85, 198.81, 198.77, 198.73, 198.69, 198.65, 198.61, 198.57, 198.53, 198.49, 198.45, 198.41, 198.37, 198.33, 198.29, 198.25, 198.21, 198.17, 198.13, 198.09, 198.05, 198.01, 197.97, 197.93, 197.89, 197.85, 197.81, 197.77, 197.73,



STRUCTURE DETAILS	
PARTICULAR	PROPOSED
CHAINAGE	97+260
TYPE OF STRUCTURE	BOX CUL
SPAN ARRANGEMENT	1x2x2
WIDTH OF STRUCTURE	-
PROPOSAL	RECONSTRUCTION

STRUCTURE DETAILS	
PARTICULAR	PROPOSED
CHAINAGE	97+840
TYPE OF STRUCTURE	BOX CUL
SPAN ARRANGEMENT	1x2x2
WIDTH OF STRUCTURE	-
PROPOSAL	RECONSTRUCTION

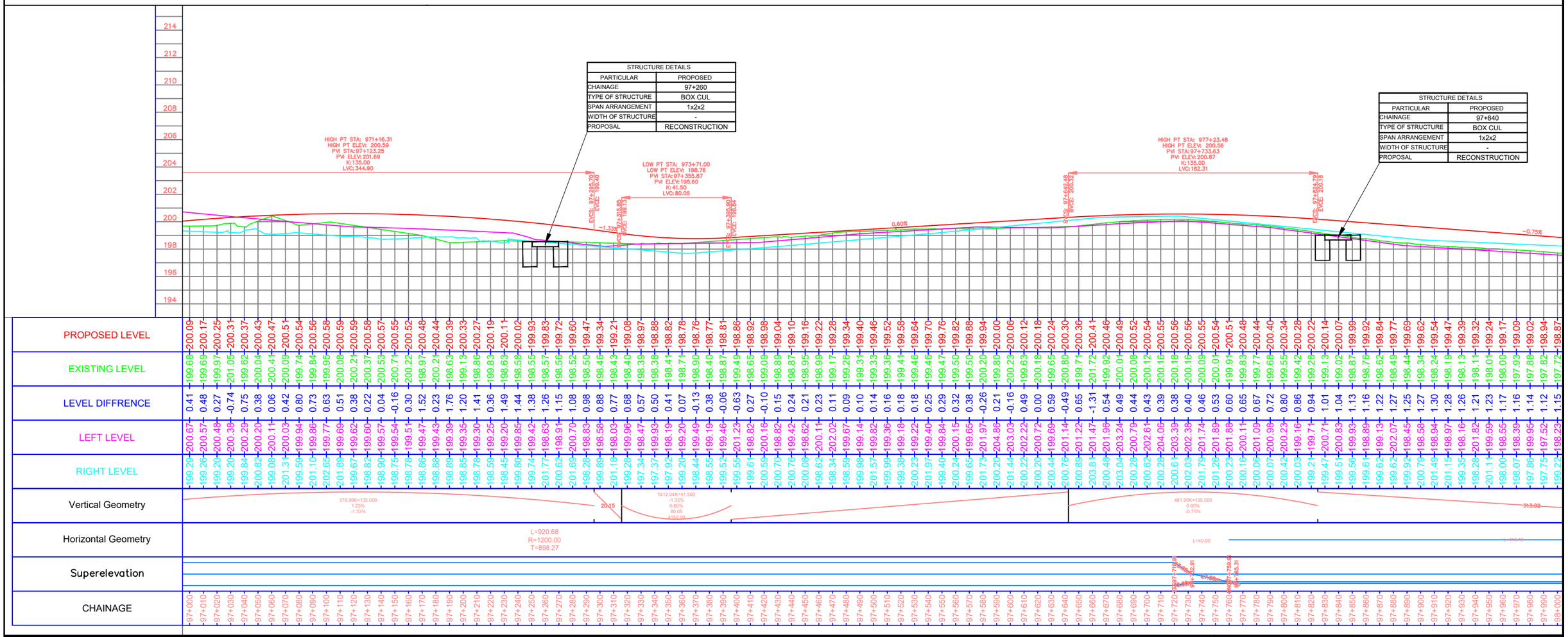

STRUCTURE DETAILS	
PARTICULAR	PROPOSED
CHAINAGE	97+260
TYPE OF STRUCTURE	BOX CUL
SPAN ARRANGEMENT	1x2x2
WIDTH OF STRUCTURE	-
PROPOSAL	RECONSTRUCTION

STRUCTURE DETAILS	
PARTICULAR	PROPOSED
CHAINAGE	97+840
TYPE OF STRUCTURE	BOX CUL
SPAN ARRANGEMENT	1x2x2
WIDTH OF STRUCTURE	-
PROPOSAL	RECONSTRUCTION

LEGEND :

EXISTING CARRIAGEWAY, HUT, MANHOLE, OFC LINE, ELECTRIC POLE, LAMP POST, SIGN POST, TREE, MAIN GATE, BENCH MARK, HAND PUMP, KILOMETER POST, TRANSFORMER, CULVERT

PLAN : PRO. CENTER LINE, PRO. ROAD EDGE, PRO.SHOULDER EDGE, PRO. ROW, PRO. TOE LEVEL

PROPOSED PROFILE : DESIGN RL (MC01), EXISTING GL/RL, LEFT TOE LEVEL (IA01), RIGHT TOE LEVEL (IA01)

REV	DATE	DESCRIPTION OF REVISION

SCALE :-

0 20 40 60 80 100

SCALE 1:2500

CLIENT:-

MORTH Government of India

MINISTRY OF ROAD TRANSPORT & HIGHWAYS
ROADS & BUILDINGS DEPARTMENT

CONSULTANT:-

M/s Marc Technocrats Pvt. Ltd with Asian Geotech research service

PROJECT:-

Consultancy Services for Prepration of Detailed Project Report for Devlopment of NH-133 from km 92+380 to km 129+370 in Dumka and Deoghar District in the state of Jharkhand

TITLE:- PLAN & PROFILE

CHAINAGE:- (Ch:97+000 - 98+000)

Drawing No:

Date : Feb 2025 **Sheet :**

DRAWN(A)	DESIGN (B)	CHECK (C)	APPROVED (D)

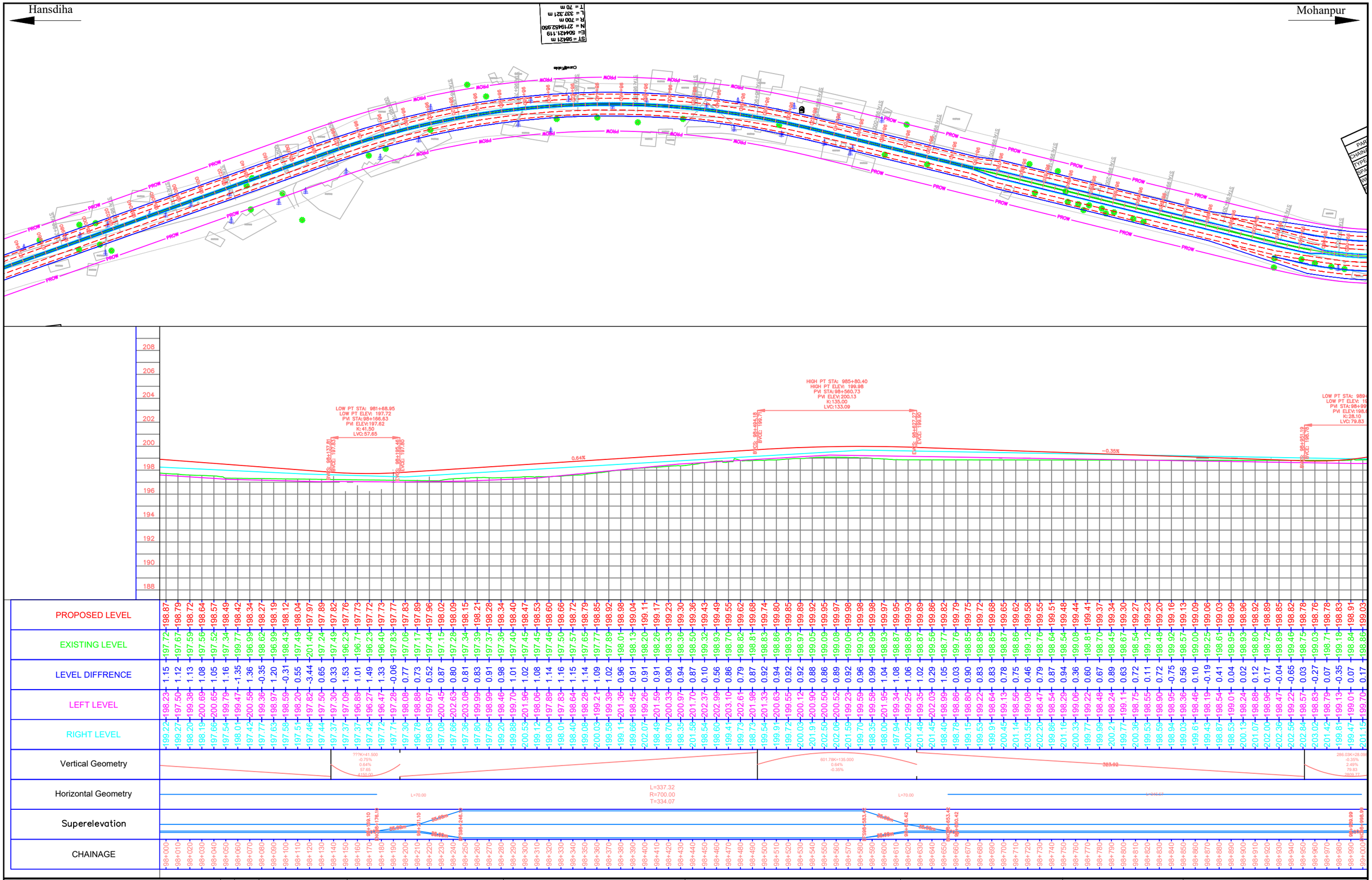

LEGEND :

EXISTING CARRIAGEWAY
HUT
MANHOLE
OFC LINE
ELECTRIC POLE
LAMP POST
SIGN POST
TREE
MAIN GATE
BENCH MARK
HAND PUMP
KILOMETER POST
TRANSFORMER
CULVERT

PLAN :
PRO. CENTER LINE
PRO. ROAD EDGE
PRO.SHOULDER EDGE
PRO. ROW
PRO. TOE LEVEL

PROPOSED PROFILE :
DESIGN RL (MC01)
EXISTING GL/RL
LEFT TOE LEVEL (IA01)
RIGHT TOE LEVEL (IA01)

REV	DATE	DESCRIPTION OF REVISION

SCALE :-

0 20 40 60 80 100

SCALE 1:2500

CLIENT:-

MORTH
Government of India

MINISTRY OF ROAD TRANSPORT & HIGHWAYS
ROADS & BUILDINGS DEPARTMENT

CONSULTANT:-

M/s Marc Technocrats Pvt. Ltd with Asian Geotech research service

PROJECT:-

Consultancy Services for Prepration of Detailed Project Report for Devlopment of NH-133 from km 92+380 to km 129+370 in Dumka and Deoghar District in the state of Jharkhand

TITLE:- PLAN & PROFILE

CHAINAGE:- (Ch:98+000 - 99+000)

Drawing No:

Date : Feb 2025 **Sheet :**

DRAWN(A)	DESIGN (B)	CHECK (C)	APPROVED (D)

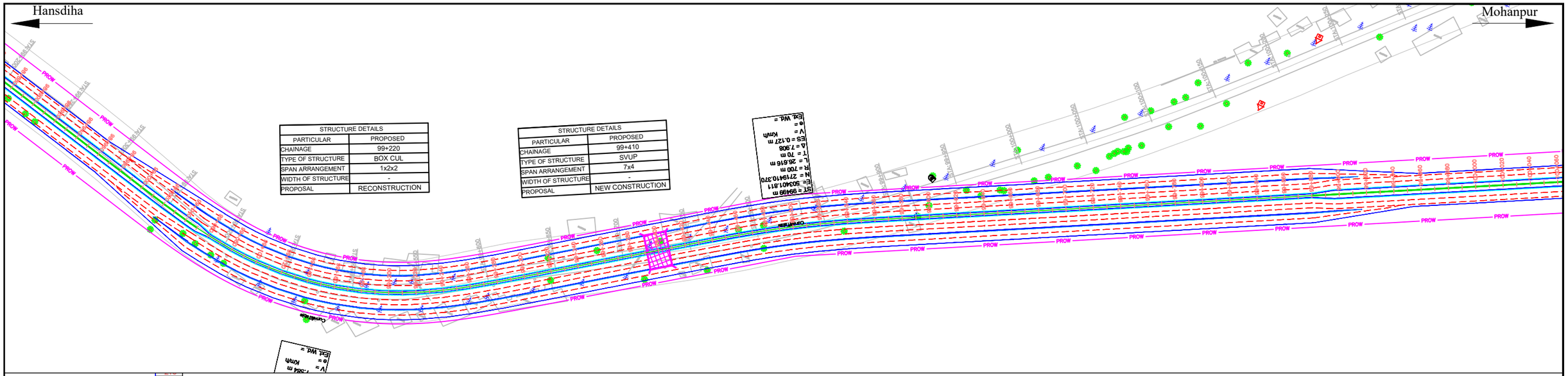

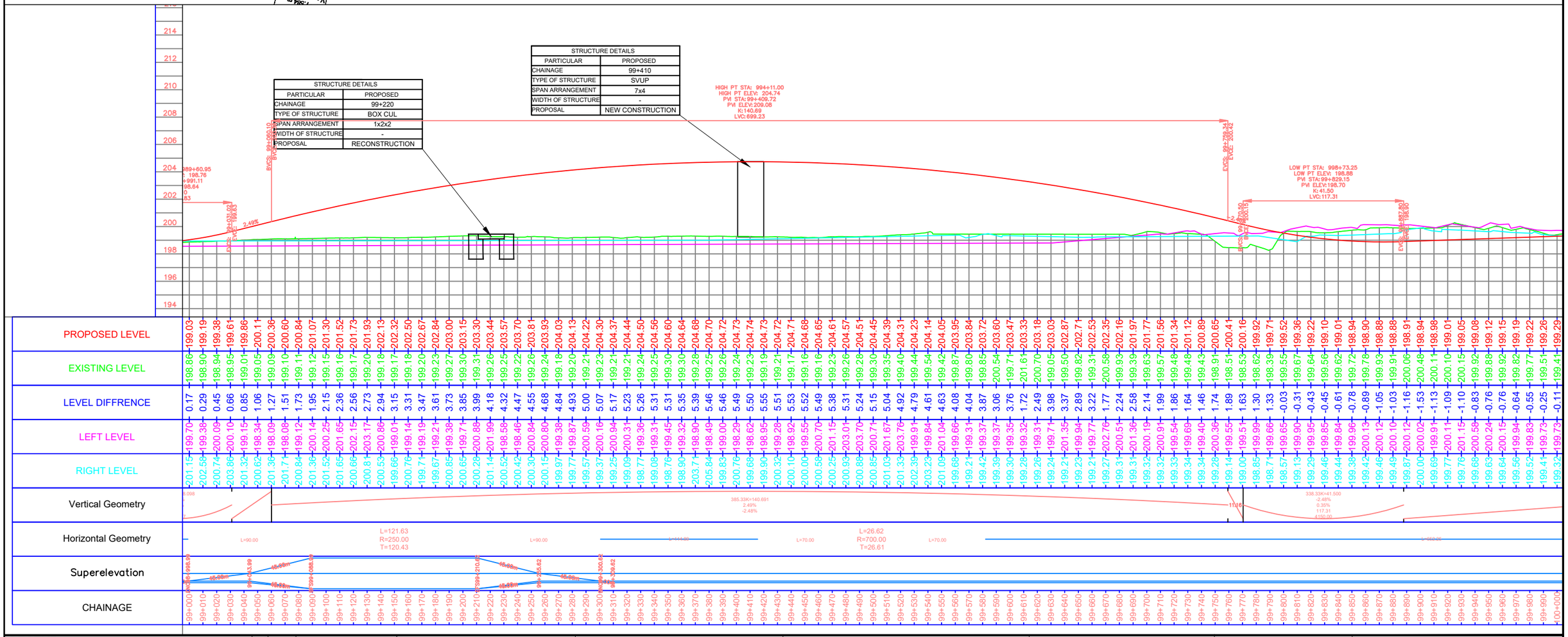

LEGEND :

EXISTING CARRIAGEWAY, HUT, MANHOLE, OFC LINE, ELECTRIC POLE, LAMP POST, SIGN POST, TREE, MAIN GATE, BENCH MARK, HAND PUMP, KILOMETER POST, TRANSFORMER, CULVERT

PLAN : PRO. CENTER LINE, PRO. ROAD EDGE, PRO.SHOULDER EDGE, PRO. ROW, PRO. TOE LEVEL

PROPOSED PROFILE : DESIGN RL (MC01), EXISTING GL/RL, LEFT TOE LEVEL (IA01), RIGHT TOE LEVEL (IA01)

REV	DATE	DESCRIPTION OF REVISION

SCALE :-

0 20 40 60 80 100

SCALE 1:2500

CLIENT:-

MORTH Government of India

MINISTRY OF ROAD TRANSPORT & HIGHWAYS
ROADS & BUILDINGS DEPARTMENT

CONSULTANT:-

M/s Marc Technocrats Pvt. Ltd with Asian Geotech research service

PROJECT:-

Consultancy Services for Prepration of Detailed Project Report for Devlopment of NH-133 from km 92+380 to km 129+370 in Dumka and Deoghar District in the state of Jharkhand

TITLE:- PLAN & PROFILE

CHAINAGE:- (Ch:99+000 - 100+000)

Drawing No:

Date : Feb 2025

Sheet :

DRAWN(A)	DESIGN (B)	CHECK (C)	APPROVED (D)

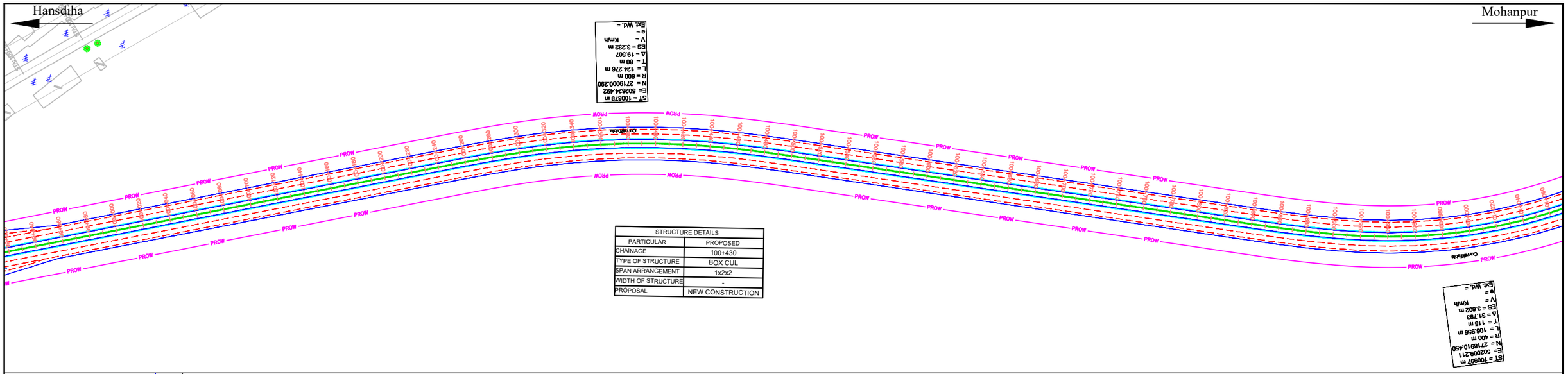

STRUCTURE DETAILS	
PARTICULAR	PROPOSED
CHAINAGE	100+430
TYPE OF STRUCTURE	BOX CUL
SPAN ARRANGEMENT	1x2x2
WIDTH OF STRUCTURE	-
PROPOSAL	NEW CONSTRUCTION

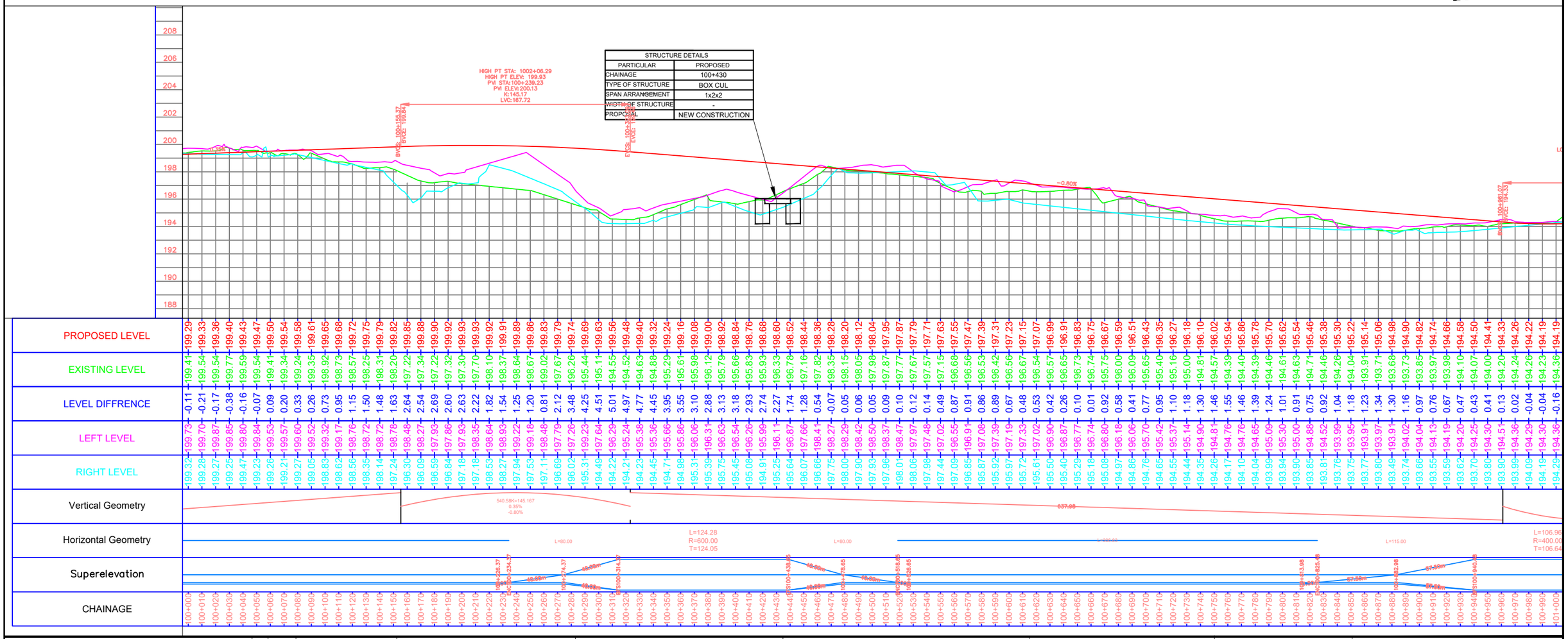

STRUCTURE DETAILS	
PARTICULAR	PROPOSED
CHAINAGE	100+430
TYPE OF STRUCTURE	BOX CUL
SPAN ARRANGEMENT	1x2x2
WIDTH OF STRUCTURE	-
PROPOSAL	NEW CONSTRUCTION

LEGEND :

EXISTING CARRIAGEWAY, HUT, MANHOLE, OFC LINE, ELECTRIC POLE, LAMP POST, SIGN POST, TREE, MAIN GATE, BENCH MARK, HAND PUMP, KILOMETER POST, TRANSFORMER, CULVERT

PLAN : PRO. CENTER LINE, PRO. ROAD EDGE, PRO.SHOULDER EDGE, PRO. ROW, PRO. TOE LEVEL

PROPOSED PROFILE : DESIGN RL (MC01), EXISTING GL/RL, LEFT TOE LEVEL (IA01), RIGHT TOE LEVEL (IA01)

REV	DATE	DESCRIPTION OF REVISION

SCALE :-

0 20 40 60 80 100

SCALE 1: 2500

CLIENT:-

MORTH Government of India

MINISTRY OF ROAD TRANSPORT & HIGHWAYS
ROADS & BUILDINGS DEPARTMENT

CONSULTANT:-

M/s Marc Technocrats Pvt. Ltd with Asian Geotech research service

PROJECT:-

Consultancy Services for Prepration of Detailed Project Report for Devlopment of NH-133 from km 92+380 to km 129+370 in Dumka and Deoghar District in the state of Jharkhand

TITLE:- PLAN & PROFILE

CHAINAGE:- (Ch:100+000 - 101+000)

Drawing No:

Date : Feb 2025 **Sheet :**

DRAWN(A)	DESIGN (B)	CHECK (C)	APPROVED (D)

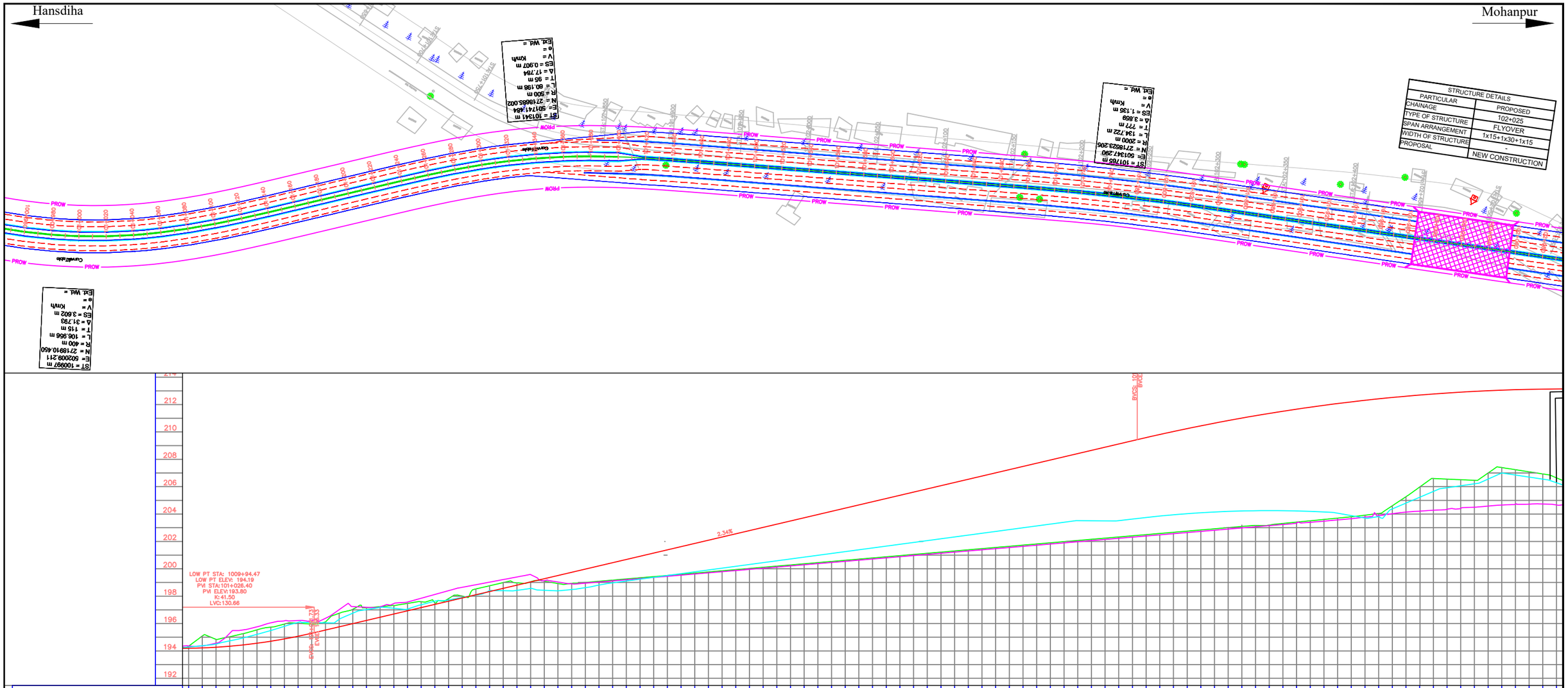

LEGEND :

EXISTING CARRIAGEWAY, HUT, MANHOLE, OFC LINE, ELECTRIC POLE, LAMP POST, SIGN POST, TREE, MAIN GATE, BENCH MARK, HAND PUMP, KILOMETER POST, TRANSFORMER, CULVERT

PLAN :
PRO. CENTER LINE
PRO. ROAD EDGE
PRO.SHOULDER EDGE
PRO. ROW
PRO. TOE LEVEL

PROPOSED PROFILE :
DESIGN RL (MC01)
EXISTING GL/RL
LEFT TOE LEVEL (IA01)
RIGHT TOE LEVEL (IA01)

REV	DATE	DESCRIPTION OF REVISION

SCALE :-

0 20 40 60 80 100

SCALE 1:2500

CLIENT:-

MORTH Government of India

MINISTRY OF ROAD TRANSPORT & HIGHWAYS
ROADS & BUILDINGS DEPARTMENT

CONSULTANT:-

M/s Marc Technocrats Pvt. Ltd with Asian Geotech research service

PROJECT:-

Consultancy Services for Prepration of Detailed Project Report for Devlopment of NH-133 from km 92+380 to km 129+370 in Dumka and Deoghar District in the state of Jharkhand

TITLE:- PLAN & PROFILE

CHAINAGE:- (Ch:101+000 - 102+000)

Drawing No:

Date : Feb 2025 **Sheet :**

DRAWN(A)	DESIGN (B)	CHECK (C)	APPROVED (D)



STRUCTURE DETAILS	
PARTICULAR	PROPOSED
CHAINAGE	102+250
TYPE OF STRUCTURE	BOX CUL
SPAN ARRANGEMENT	1x2x2
WIDTH OF STRUCTURE	-
PROPOSAL	RECONSTRUCTION

N = 27182697.732
R = 800 m
L = 299.624 m
T = 115 m
Δ = 29.895
ES = 14.235 m
V = Km/h
e =
Ex. Wd. =

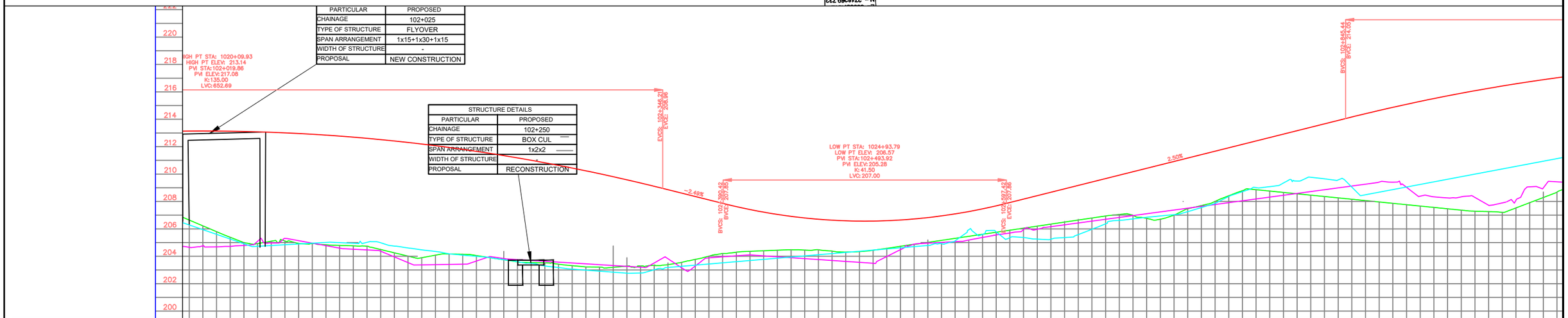

PARTICULAR	PROPOSED
CHAINAGE	102+025
TYPE OF STRUCTURE	FLYOVER
SPAN ARRANGEMENT	1x15+1x30+1x15
WIDTH OF STRUCTURE	-
PROPOSAL	NEW CONSTRUCTION

STRUCTURE DETAILS	
PARTICULAR	PROPOSED
CHAINAGE	102+250
TYPE OF STRUCTURE	BOX CUL
SPAN ARRANGEMENT	1x2x2
WIDTH OF STRUCTURE	-
PROPOSAL	RECONSTRUCTION

PROPOSED LEVEL	213.14, 213.14, 213.14, 213.13, 213.11, 213.08, 213.05, 213.01, 212.96, 212.91, 212.84, 212.79, 212.77, 212.69, 212.61, 212.52, 212.42, 212.31, 212.19, 212.07, 211.94, 211.81, 211.66, 211.51, 211.35, 211.18, 211.01, 210.83, 210.64, 210.44, 210.24, 210.03, 209.81, 209.58, 209.35, 209.11, 208.86, 208.61, 208.36, 208.11, 207.86, 207.61, 207.41, 207.22, 207.06, 206.92, 206.80, 206.70, 206.63, 206.59, 206.57, 206.72, 206.82, 206.95, 207.09, 207.46, 207.68, 207.92, 208.17, 208.42, 208.67, 208.92, 209.17, 209.42, 209.67, 209.92, 210.17, 210.42, 210.67, 210.92, 211.17, 211.42, 211.67, 211.92, 212.17, 212.42, 212.67, 212.92, 213.17, 213.42, 213.67, 213.92, 214.17, 214.41, 214.64, 214.87, 215.09, 215.31, 215.51, 215.71, 215.90, 216.08, 216.26, 216.43, 216.59, 216.74, 216.89, 217.03
EXISTING LEVEL	206.64, 206.21, 205.79, 205.38, 205.00, 204.93, 205.10, 205.30, 205.54, 205.79, 206.03, 206.24, 206.40, 206.54, 206.67, 206.78, 206.87, 206.95, 207.03, 207.09, 207.14, 207.18, 207.22, 207.26, 207.29, 207.32, 207.35, 207.37, 207.39, 207.41, 207.42, 207.43, 207.44, 207.45, 207.46, 207.47, 207.48, 207.49, 207.50, 207.51, 207.52, 207.53, 207.54, 207.55, 207.56, 207.57, 207.58, 207.59, 207.60, 207.61, 207.62, 207.63, 207.64, 207.65, 207.66, 207.67, 207.68, 207.69, 207.70, 207.71, 207.72, 207.73, 207.74, 207.75, 207.76, 207.77, 207.78, 207.79, 207.80,



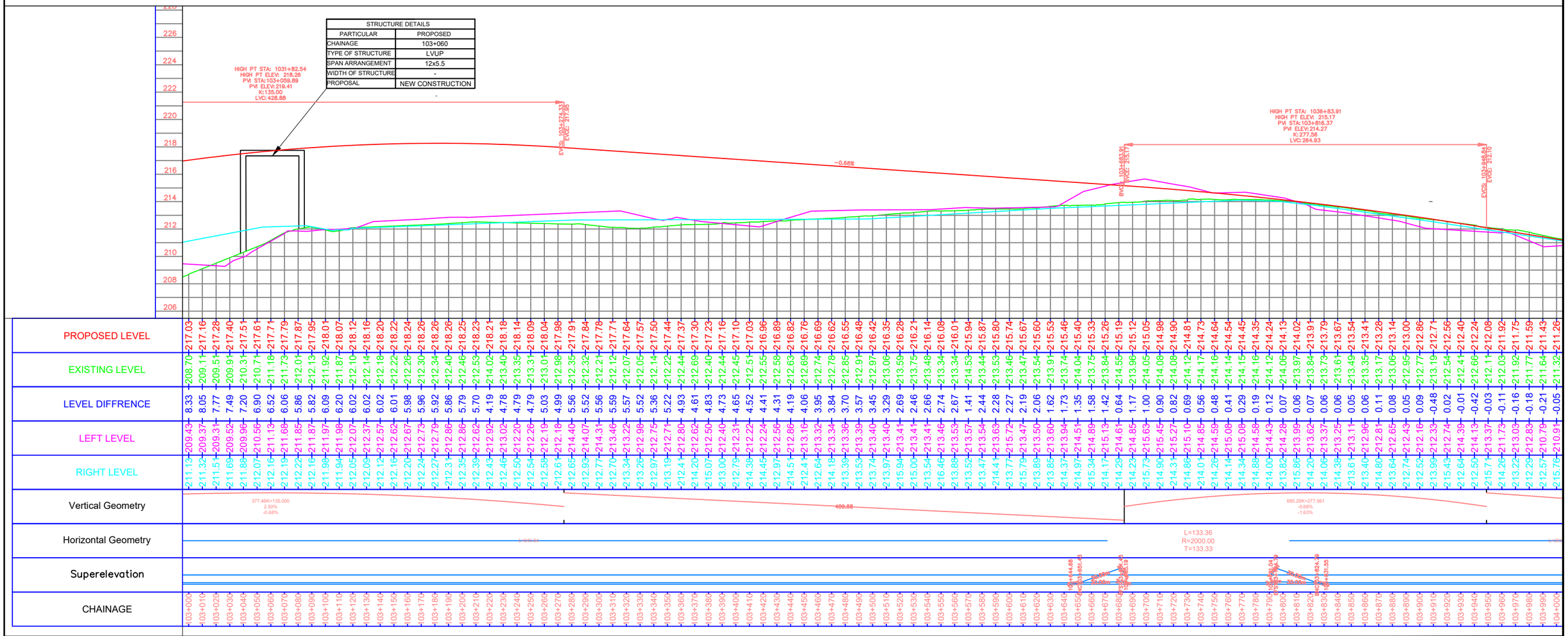

LEGEND :

EXISTING CARRIAGEWAY, HUT, MANHOLE, OFC LINE, ELECTRIC POLE, LAMP POST, SIGN POST, TREE, MAIN GATE, BENCH MARK, HAND PUMP, KILOMETER POST, TRANSFORMER, CULVERT

PLAN : PRO. CENTER LINE, PRO. ROAD EDGE, PRO.SHOULDER EDGE, PRO. ROW, PRO. TOE LEVEL

PROPOSED PROFILE : DESIGN RL (MC01), EXISTING GL/RL, LEFT TOE LEVEL (IA01), RIGHT TOE LEVEL (IA01)

REV	DATE	DESCRIPTION OF REVISION

SCALE :-

0 20 40 60 80 100

SCALE 1: 2500

CLIENT:-

MORTH Government of India

MINISTRY OF ROAD TRANSPORT & HIGHWAYS
ROADS & BUILDINGS DEPARTMENT

CONSULTANT:-

M/s Marc Technocrats Pvt. Ltd with Asian Geotech research service

PROJECT:-

Consultancy Services for Prepration of Detailed Project Report for Devlopment of NH-133 from km 92+380 to km 129+370 in Dumka and Deoghar District in the state of Jharkhand

TITLE:- PLAN & PROFILE

CHAINAGE:- (Ch:103+000 - 104+000)

Drawing No:

Date : Feb 2025

Sheet :

DRAWN(A)	DESIGN (B)	CHECK (C)	APPROVED (D)

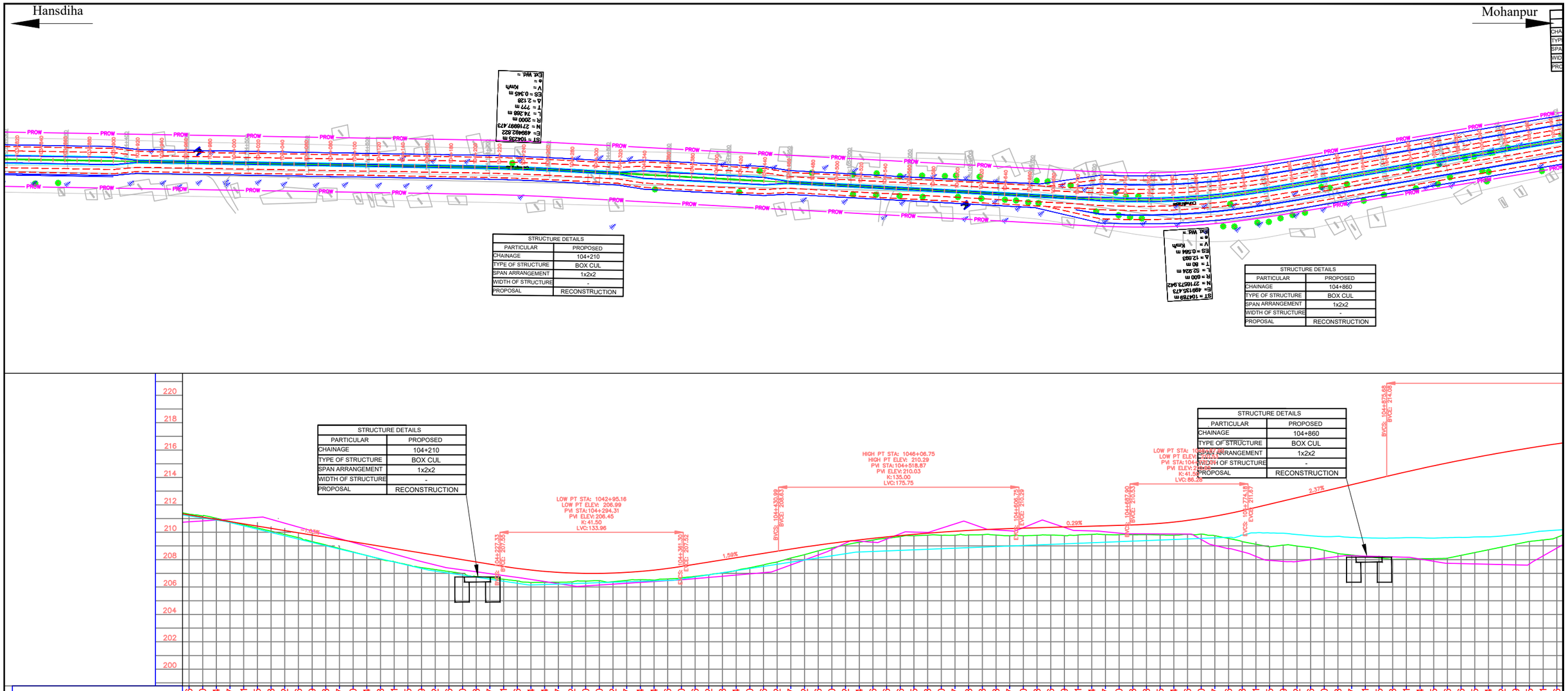
Hansdiha
Mohanpur
PROW
ST = 104+235 m
E= 499962.622
N = 2716897.473
R = 2000 m
T = 74.268 m
L = 777 m
Δ = 2.128
ES = 0.345 m
V =
Φ = 10Km/h
Ex Wd =
ST = 104+758 m
E= 499135.473
N = 2716573.942
R = 600 m
L = 82.924 m
T = 80 m
ES = 0.584 m
Δ = 12.685
V =
Φ = 10Km/h
Ex Wd =
STRUCTURE DETAILS
PARTICULAR | PROPOSED
CHAINAGE | 104+210
TYPE OF STRUCTURE | BOX CUL
SPAN ARRANGEMENT | 1x2x2
WIDTH OF STRUCTURE | -
PROPOSAL | RECONSTRUCTION
STRUCTURE DETAILS
PARTICULAR | PROPOSED
CHAINAGE | 104+860
TYPE OF STRUCTURE | BOX CUL
SPAN ARRANGEMENT | 1x2x2
WIDTH OF STRUCTURE |
PROPOSAL | RECONSTRUCTION
STRUCTURE DETAILS
PARTICULAR | PROPOSED
CHAINAGE | 104+210
TYPE OF STRUCTURE | BOX CUL
SPAN ARRANGEMENT | 1x2x2
WIDTH OF STRUCTURE | -
PROPOSAL | RECONSTRUCTION
STRUCTURE DETAILS
PARTICULAR | PROPOSED
CHAINAGE | 104+860
TYPE OF STRUCTURE | BOX CUL
SPAN ARRANGEMENT | 1x2x2
WIDTH OF STRUCTURE | -
PROPOSAL | RECONSTRUCTION
LOW PT STA: 1042+95.16
LOW PT ELEV: 206.99
PVI STA:104+294.31
PVI ELEV: 208.45
K: 41.50
LVC:133.96
HIGH PT STA: 1046+06.75
HIGH PT ELEV: 210.29
PVI STA:104+518.87
PVI ELEV: 210.03
K: 135.00
LVC:175.75
-1.63%
1.59%
0.29%
2.37%
BVCS: 104+675.68
BVCE: 214.08
PROPOSED LEVEL
EXISTING LEVEL
LEVEL DIFFRENCE
LEFT LEVEL
RIGHT LEVEL
Vertical Geometry
Horizontal Geometry
Superelevation
CHAINAGE
L=74.27
R=2000.00
T=74.26
L=52.92
R=600.00
T=52.91
L=80.00
LEGEND :
EXISTING CARRIAGEWAY
HUT
MANHOLE
OFC LINE
ELECTRIC POLE
LAMP POST
SIGN POST
TREE
MAIN GATE
BENCH MARK
HAND PUMP
KILOMETER POST
TRANSFORMER
CULVERT
PLAN :
PRO. CENTER LINE
PRO. ROAD EDGE
PRO.SHOULDER EDGE
PRO. ROW
PRO. TOE LEVEL
PROPOSED PROFILE :
DESIGN RL (MC01)
EXISTING GL/RL
LEFT TOE LEVEL (IA01)
RIGHT TOE LEVEL (IA01)
REV
DATE
DESCRIPTION OF REVISION
SCALE :-
0 20 40 60 80 100
SCALE 1: 2500
CLIENT:-
MORTH
Government of India
MINISTRY OF ROAD TRANSPORT & HIGHWAYS
ROADS & BUILDINGS DEPARTMENT
CONSULTANT:-
M/s Marc Technocrats Pvt. Ltd with Asian Geotech research service
PROJECT:-
Consultancy Services for Prepration of Detailed Project Report for Devlopment of NH-133 from km 92+380 to km 129+370 in Dumka and Deoghar District in the state of Jharkhand
TITLE:-
PLAN & PROFILE
CHAINAGE:-
(Ch:104+000 - 105+000)
Drawing No:
Date : Feb 2025
Sheet :
DRAWN(A)
DESIGN (B)
CHECK (C)
APPROVED (D)

Hansdiha

Mohanpur

STRUCTURE DETAILS	
PARTICULAR	PROPOSED
CHAINAGE	105+200
TYPE OF STRUCTURE	SVUP
SPAN ARRANGEMENT	7x4
WIDTH OF STRUCTURE	-
PROPOSAL	NEW CONSTRUCTION

STRUCTURE DETAILS	
PARTICULAR	PROPOSED
CHAINAGE	105+820
TYPE OF STRUCTURE	BOX CUL
SPAN ARRANGEMENT	1x2x2
WIDTH OF STRUCTURE	-
PROPOSAL	RECONSTRUCTION

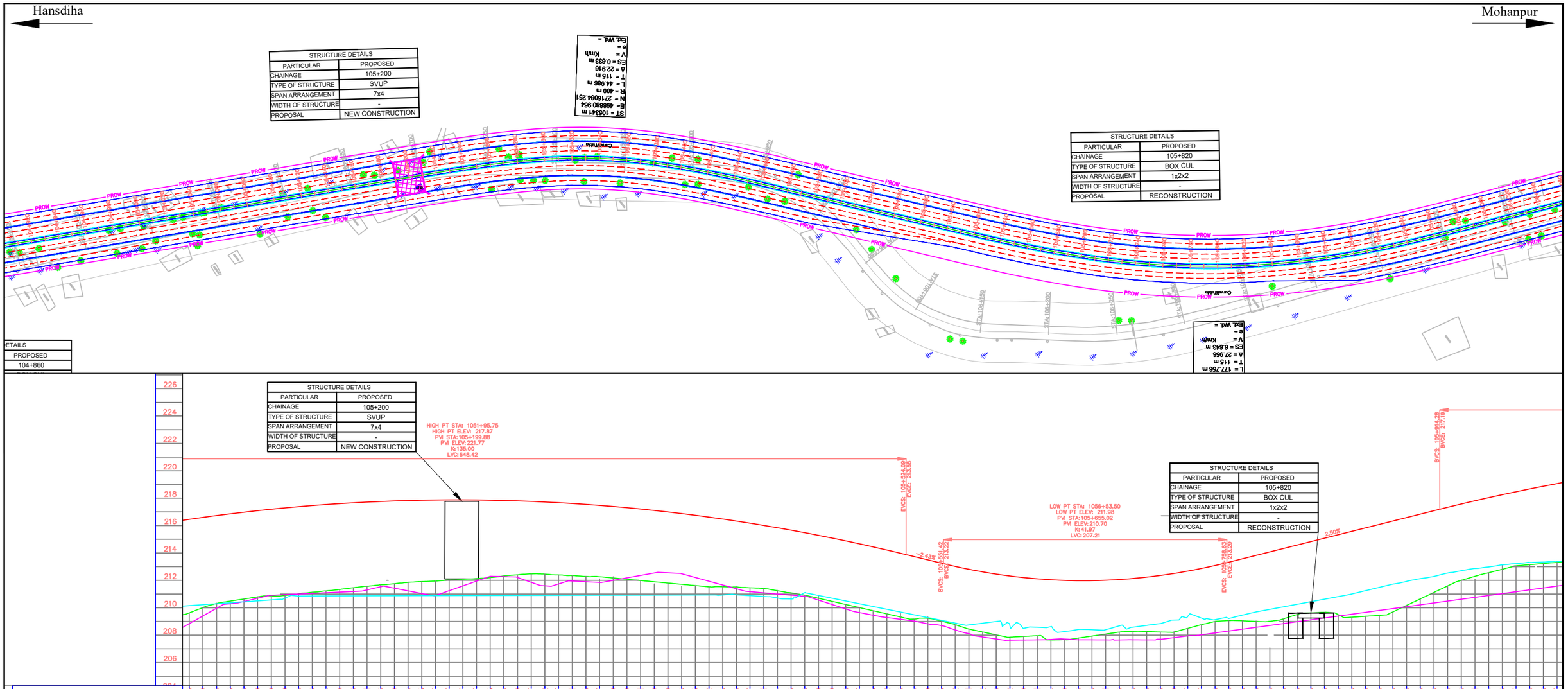

STRUCTURE DETAILS	
PARTICULAR	PROPOSED
CHAINAGE	105+820
TYPE OF STRUCTURE	BOX CUL
SPAN ARRANGEMENT	1x2x2
WIDTH OF STRUCTURE	-
PROPOSAL	RECONSTRUCTION

PROPOSED LEVEL	216.46 216.60 216.73 216.86 216.98 217.09 217.19 217.29 217.38 217.46 217.54 217.60 217.66 217.71 217.76 217.80 217.83 217.85 217.87 217.87 217.87 217.87 217.87 217.85 217.83 217.78 217.72 217.67 217.61 217.55 217.47 217.39 217.30 217.21 217.10 216.99 216.88 216.75 216.62 216.48 216.33 216.17 216.01 215.84 215.66 215.48 215.29 215.09 214.88 214.67 214.45 214.22 214.00 213.74 213.49 213.25 213.02 212.81 212.62 212.46 212.32 212.20 212.11 212.04 212.00 211.98 211.98 211.98 212.01 212.06 212.13 212.20 212.28 212.36 212.43 212.50 212.57 212.64 212.70 212.76 212.81 212.85 212.88 212.90 212.91 212.91 212.90 212.88 212.85 212.81 212.76 212.71 212.65 212.58 212.50 212.42 212.33 212.23 212.13 212.02 211.91 211.79 211.67 211.55 211.43 211.31 211.19 211.08 210.97 210.87 210.78 210.70 210.63 210.58 210.55 210.54 210.56 210.60 210.66 210.74 210.83 210.94 211.06 211.19 211.33 211.48 211.64 211.81 211.99 212.18 212.38 212.59 212.81 213.04 213.28 213.53 213.79 214.06 214.34 214.63 214.93 215.24 215.56 215.89 216.23 216.58 216.94 217.31 217.69 218.08 218.48 218.89 219.31 219.74 220.18 220.63 221.09 221.56 222.04 222.53 223.03 223.54 224.06 224.59 225.13 225.68 226.24 226.81 227.39 227.98 228.58 229.19 229.81 230.44 231.08 231.73 232.39 233.06 233.74 234.43 235.13 235.84 236.56 237.29 238.03 238.78 239.54 240.31 241.09 241.88 242.68 243.49 244.31 245.14 245.98 246.83 247.69 248.56 249.44 250.33 251.23 252.14 253.06 253.99 254.93 255.88 256.84 257.81 258.79 259.78 260.78 261.79 262.81 263.84 264.88 265.93 266.99 268.06 269.14 270.23 271.33 272.44 273.56 274.69 275.83 276.98 278.14 279.31 280.49 281.68 282.88 284.09 285.31 286.54 287.78 289.03 290.29 291.56 292.84 294.13 295.43 296.74 298.06 299.39 300.73 302.08 303.44 304.81 306.19 307.58 308.98 310.39 311.81 313.24 314.68 316.13 317.59 319.06 320.54 322.03 323.53 325.04 326.56 328.09 329.63 331.18 332.74 334.31 335.89 337.48 339.08 340.69 342.31 343.94 345.58 347.23 348.89 350.56 352.24 353.93 355.63 357.34 359.06 360.79 362.53 364.28 366.04 367.81 369.59 371.38 373.18 374.99 376.81 378.64 380.48 382.33 384.19 386.06 387.94 389.83 391.73 393.64 395.56 397.49 399.43 401.38 403.34 405.31 407.29 409.28 411.28 413.29 415.31 417.34 419.38 421.43 423.49 425.56 427.64 429.73 431.83 433.94 436.06 438.19 440.33 442.48 444.64 446.81 449.00 451.19 453.40 455.62 457.85 460.09 462.34 464.60 466.87 469.15 471.44 473.74 476.05 478.37 480.70 483.04 485.39 487.75 490.12 492.50 494.89 497.29 499.70 502.12 504.55 506.99 509.44 511.90 514.37 516.85 519.34 521.84 524.35 526.87 529.40 531.94 534.49 537.05 539.62 542.20 544.79 547.39 550.00 552.62 555.25 557.89 560.54 563.20 565.87 568.55 571.24 573.94 576.65 579.37 582.10 584.84 587.59 590.35 593.12 595.90 598.69 601.49 604.30 607.12 609.95 612.79 615.64 618.50 621.37 624.25 627.14 630.04 632.95 635.87 638.80 641.74 644.69 647.65 650.62 653.60 656.59 659.59 662.60 665.62 668.65 671.69 674.74 677.80 680.87 683.95 687.04 690.14 693.25 696.37 699.50 702.64 705.79 708.95 712.12 715.30 718.49 721.69 724.90 728.12 731.35 734.59 737.84 741.10 744.37 747.65 750.94 754.24 757.55 760.87 764.20 767.54 770.89 774.25 777.62 781.00 784.39 787.79 791.20 794.62 798.05 801.49 804.94 808.40 811.87 815.35 818.84 822.34 825.85 829.37 832.90 836.44 839.99 843.55 847.12 850.70 854.29 857.89 861.50 865.12 868.75 872.39 876.04 879.70 883.37 887.05 890.74 894.44 898.15 901.87 905.60 909.34 913.09 916.85 920.62 924.40 928.19 931.99 935.80 939.62 943.45 947.29 951.14 955.00 958.87 962.75 966.64 970.54 974.45 978.37 982.30 986.24 990.19 994.15 998.12 1002.10 1006.09 1010.09 1014.10 1018.12 1022.15 1026.19 1030.24 1034.30 1038.37 1042.45 1046.54 1050.64 1054.75 1058.87 1063.00 1067.14 1071.29 1075.45 1079.62 1083.80 1087.99 1092.19 1096.40 1100.62 1104.85 1109.09 1113.34 1117.60 1121.87 1126.15 1130.44 1134.74 1139.05 1143.37 1147.70 1152.04 1156.39 1160.75 1165.12 1169.50 1173.89 1178.29 1182.70 1187.12 1191.55 1195.99 1200.44 1204.90 1209.37 1213.85 1218.34 1222.84 1227.35 1231.87 1236.40 1240.94 1245.49 1250.05 1254.62 1259.20 1263.79 1268.39 1273.00 1277.62 1282.25 1286.89 1291.54 1296.20 1300.87 1305.55 1310.24 1314.94 1319.65 1324.37 1329.10 1333.84 1338.59 1343.35 1348.12 1352.90 1357.69 1362.49 1367.30 1372.12 1376.95 1381.79 1386.64 1391.50 1396.37 1401.25 1406.14 1411.04 1415.95 1420.87 1425.80 1430.74 1435.69 1440.65 1445.62 1450.60 1455.59 1460.59 1465.60 1470.62 1475.65 1480.69 1485.74 1490.80 1495.87 1500.95 1506.04 1511.14 1516.25 1521.37 1526.50 1531.64 1536.79 1541.95 1547.12 1552.30 1557.49 1562.69 1567.90 1573.12 1578.35 1583.59 1588.84 1594.10 1599.37 1604.65 1609.94 1615.24 1620.55 1625.87 1631.20 1636.54 1641.89 1647.25 1652.62 1658.00 1663.39 1668.79 1674.20 1679.62 1685.05 1690.49 1695.94 1701.40 1706.87 1712.35 1717.84 1723.34 1728.85 1734.37 1739.90 1745.44 1750.99 1756.55 1762.12 1767.70 1773.29 1778.89 1784.50 1790.12 1795.75 1801.39 1807.04 1812.70 1818.37 1824.05 1829.74 1835.44 1841.15 1846.87 1852.60 1858.34 1864.09 1869.85 1875.62 1881.40 1887.19 1892.99 1898.80 1904.62 1910.45 1916.29 1922.14 1928.00 1933.87 1939.75 1945.64 1951.54 1957.45 1963.37 1969.30 1975.24 1981.19 1987.15 1993.12 1999.10 2005.09 2011.09 2017.10 2023.12 2029.15 2035.19 2041.24 2047.30 2053.37 2059.45 2065.54 2071.64 2077.75 2083.87 2090.00 2096.14 2102.29 2108.45 2114.62 2120.80 2126.99 2133.19 2139.40 2145.62 2151.85 2158.09 2164.34 2170.60 2176.87 2183.15 2189.44 2195.74 2202.05 2208.37 2214.70 2221.04 2227.39 2233.75 2240.12 2246.50 2252.89 2259.29 2265.70 2272.12 2278.55 2284.99 2291.44 2297.90 2304.37 2310.85 2317.34 2323.84 2330.35 2336.87 2343.40 2349.94 2356.49 2363.05 2369.62 2376.20 2382.79 2389.39 2396.00 2402.62 2409.25 2415.89 2422.54 2429.20 2435.87 2442.55 2449.24 2455.94 2462.65 2469.37 2476.10 2482.84 2489.59 2496.35 2503.12 2509.90 2516.69 2523.49 2530.30 2537.12 2543.95 2550.79 2557.64 2564.50 2571.37 2578.25 2585.14 2592.04 2598.95 2605.87 2612.80 2619.74 2626.69 2633.65 2640.62 2647.60 2654.59 2661.59 2668.60 2675.62 2682.65 2689.69 2696.74 2703.80 2710.87 2717.95 2725.04 2732.14 2739.25 2746.37 2753.50 2760.64 2767.79 2774.95 2782.12 2789.30 2796.49 2803.69 2810.90 2818.12 2825.35 2832.59 2839.84 2847.10 2854.37 2861.65 2868.94 2876.24 2883.55 2890.87 2898.20 2905.54 2912.89 2920.25 2927.62 2935.00 2942.39 2949.79 2957.20 2964.62 2972.05 2979.49 2986.94 2994.40 3001.87 3009.35 3016.84 3024.34 3031.85 3039.37 3046.90 3054.44 3061.99 3069.55 3077.12 3084.70 3092.29 3099.89 3107.50 3115.12 3122.75 3130.39 3138.04 3145.70 3153.37 3161.05 3168.74 3176.44 3184.15 3191.87 3199.60 3207.34 3215.09 3222.85 3230.62 3238.40 3246.19 3253.99 3261.80 3269.62 3277.45 3285.29 3293.14 3301.00 3308.87 3316.75 3324.64 3332.54 3340.45 3348.37 3356.30 3364.24 3372.19 3380.15 3388.12 3396.10 3404.09 3412.09 3420.10 3428.12 3436.15 3444.19 3452.24 3460.30 3468.37 3476.45 3484.54 3492.64 3500.75 3508.87 3517.00 3525.14 3533.29 3541.45 3549.62 3557.80 3566.00 3574.20 3582.41 3590.63 3598.86 3607.10 3615.35 3623.61 3631.88 3640.16 3648.45 3656.75 3665.06 3673.38 3681.71 3690.05 3698.40 3706.76 3715.13 3723.51 3731.90 3740.30 3748.71 3757.13 3765.56 3774.00 3782.45 3790.91 3799.38 3807.86 3816.35 3824.85 3833.36 3841.88 3850.41 3858.95 3867.50 3876.06 3884.63 3893.21 3901.80 3910.40 3919.01 3927.63 3936.26 3944.90 3953.55 3962.21 3970.88 3979.56 3988.25 3996.95 4005.66 4014.38 4023.11 4031.85 4040.60 4049.36 4058.13 4066.91 4075.70 4084.50 4093.31 4102.13 4110.96 4119.80 4128.65 4137.51 4146.38 4155.26 4164.15 4173.05 4181.96 4190.88 4199.81 4208.75 4217.70 4226.66 4235.63 4244.61 4253.60 4262.60 4271.61 4280.63 4289.66 4298.70 4307.75 4316.81 4325.88 4334.96 4344.05 4353.15 4362.26 4371.38 4380.51 4389.65 4398.80 4407.96 4417.13 4426.31 4435.50 4444.70 4453.91 4463.13 4472.36 4481.60 4490.85 4500.11 4509.38 4518.66 4527.95 4537.25 4546.56 4555.88 4565.21 4574.55 4583.90 4593.26 4602.63 4612.01 4621.40 4630.80 4640.21 4649.63 4659.06 4668.50 4677.95 4687.41 4696.88 4706.36 4715.85 4725.35 4734.86 4744.38 4753.91 4763.45 4773.00 4782.56 4792.13 4801.71 4811.30 4820.90 4830.51 4840.13 4849.76 4859.40 4869.05 4878.71 4888.38 4898.06 4907.75 4917.45 4927.16 4936.88 4946.61 4956.35 4966.10 4975.86 4985.63 4995.41 5005.20 5015.00 5024.81 5034.63 5044.46 5054.30 5064.15 5074.01 5083.88 5093.76 5103.65 5113.55 5123.46 5133.38 5143.31 5153.25 5163.20 5173.16 5183.13 5193.11 5203.10 5213.10 5223.11 5233.13 5243.16 5253.20 5263.25 5273.31 5283.38 5293.46 5303.55 5313.65 5323.76 5333.88 5344.01 5354.15 5364.30 5374.46 5384.63 5394.81 5405.00 5415.20 5425.41 5435.63 5445.86 5456.10 5466.35 5476.61 5486.88 5497.16 5507.45 5517.75 5528.06 5538.38 5548.71 5559.05 5569.40 5579.76 5590.13 5600.51 5610.90 5621.30 5631.71 5642.13 5652.56 5663.00 5673.45 5683.91 5694.38 5704.86 5715.35 5725.85 5736.36 5746.88 5757.41 5767.95 5778.50 5789.06 5799.63 5810.21 5820.80 5831.40 5842.01 5852.63 5863.26 5873.90 5884.55 5895.21 5905.88 5916.56 5927.25 5937.95 5948.66 5959.38 5970.11 5980.85 5991.60 6002.36 6013.13 6023.91 6034.70 6045.50 6056.31 6067.13 6077.96 6088.80 6099.65 6110.51 6121.38 6132.26 6143.15 6154.05 6164.96 6175.88 6186.81 6197.75 6208.70 6219.66 6230.63 6241.61 6252.60 6263.60 6274.61 6285.63 6296.66 6307.70 6318.75 6329.81 6340.88 6351.96 6363.05 6374.15 6385.26 6396.38 6407.51 6418.65 6429.80 6440.96 6452.13 6463.31 6474.50 6485.70 6496.91 6508.13 6519.36 6530.60 6541.85 6553.11 6564.38 6575.66 6586.95 6598.25 6609.56 6620.88 6632.21 6643.55 6654.90 6666.26 6677.63 6689.01 6700.40 6711.80 6723.21 6734.63 6746.06 6757.50 6768.95 6780.41 6791.88 6803.36 6814.85 6826.35 6837.86 6849.38 6860.91 6872.45 6884.00 6895.56 6907.13 6918.71 6930.30 6941.90 6953.51 6965.13 6976.76 6988.40 7000.05 7011.71 7023.38 7035.06 7046.75 7058.45 7070.16 7081.88 7093.61 7105.35 7117.10 7128.86 7140.63 7152.41 7164.20 7176.00 7187.81 7199.63 7211.46 7223.30 7235.15 7247.01 7258.88 7270.76 7282.65 7294.55 7306.46 7318.38 7330.31 7342.25 7354.20 7366.16 7378.13 7390.11 7402.10 7414.10 7426.11 7438.13 7450.16 7462.20 7474.25 7486.31 7498.38 7510.46 7522.55 7534.65 7546.76 7558.88 7571.01 7583.15 7595.30 7607.46 7619.63 7631.81 7644.00 7656.20 7668.41 7680.63 7692.86 7705.10 7717.35 7729.61 7741.88 7754.16 7766.45 7778.75 7791.06 7803.38 7815.71 7828.05 7840.40 7852.76 7865.13 7877.51 7889.90 7902.30 7914.71 7927.13 7939.56 7951.99 7964.44 7976.90 7989.36 8001.83 8013.31 8025.80 8038.30 8050.81 8063.33 8075.86 8088.40 8100.95 8113.51 8126.08 8138.66 8151.25 8163.85 8176.46 8189.08 8201.71 8214.35 8227.00 8239.66 8252.33 8265.01 8277.70 8290.40 8303.11 8315.83 8328.56 8341.30 8354.05 8366.81 8379.58 8392.36 8405.15 8417.95 8430.76 8443.58 8456.41 8469.25 8482.10 8494.96 8507.83 8520.71 8533.60 8546.50 8559.41 8572.33 8585.26 8598.20 8611.15 8624.11 8637.08 8650.06 8663.05 8676.05 8689.06 8702.08 8715.111 8728.15 8741.20 8754.26 8767.33 8780.41 8793.50 8806.60 8819.71 8832.83 8845.96 8859.10 8872.25 8885.41 8898.58 8911.76 8924.95 8938.15 8951.36 8964.58 8977.81 8991.05 9004.30 9017.56 9030.83 9044.11 9057.40 9070.70 9084.01 9097.33 9110.66 9124.00 9137.35 9150.71 9164.08 9177.46 9190.85 9204.25 9217.66 9231.08 9244.51 9257.95 9271.40 9284.86 9298.33 9311.81 9325.30 9338.80 9352.31 9365.83 9379.36 9392.90 9406.45 9420.01 9433.58 9447.16 9460.75 9474.35 9487.96 9501.58 9515.21 9528.85 9542.50 9556.16 9569.83 9583.51 9597.20 9610.90 9624.61 9638.33 9652.06 9665.80 9679.55 9693.31 9707.08 9720.86 9734.65 9748.45 9762.26 9776.08 9789.91 9803.75 9817.60 9831.46 9845.33 9859.21 9873.10 9887.00 9900.91 9914.83 9928.76 9942.70 9956.65 9970.61 9984.58 9998.56 10012.55 10026.55 10040.56 10054.58 10068.61 10082.65 10096.70 10110.76 10124.83 10138.91 10153.00 10167.10 10181.21 10195.33 10209.46 10223.60 10237.75 10251.91 10266.08 10280.26 10294.45 10308.65 10322.86 10337.08 10351.31 10365.55 10379.80 10394.06 10408.33 10422.61 10436.90 10451.20 10465.51 10479.83 10494.16 10508.50 10522.85 10537.21 10551.58 10565.96 10580.35 10594.75 10609.16 10623.58 10638.01 10652.45 10666.90 10681.36 10695.83 10710.31 10724.80 10739.30 10753.81 10768.33 10782.86 10797.40 10811.95 10826.51 10841.08 10855.66 10870.25 10884.85 10899.46 10914.08 10928.71 10943.35 10957.99 10972.65 10987.31 10991.98 10996.65 11001.32 11006.00 11010.68 11015.37 11020.06 11024.76 11029.47 11034.18 11038.90 11043.63 11048.36 11053.10 11057.85 11062.60 11067.36 11072.13 11076.90 11081.68 11086.47 11091.27 11096.07 11100.88 11105.70 11110.53 11115.36 11120.20 11125.05 11129.91 11134.77 11139.64 11144.52 11149.41 11154.30 11159.20 11164.111 11169.03 11173.96 11178.90 11183.85 11188.80 11193.77 11198.74 11203.72 11208.71 11213.71 11218.72 11223.73 11228.76 11233.79 11238.83 11243.88 11248.94 11254.00 11259.07 11264.15 11269.24 11274.33 11279.43 11284.54 11289.66 11294.78 11299.91 11305.05 11310.19 11315.34 11320.50 11325.66 11330.83 11336.01 11341.19 11346.38 11351.58 11356.78 11361.99 11367.21 11372.43 11377.66 11382.90 11388.14 11393.39 11398.65 11403.91 11409.18 11414.46 11419.74 11425.03 11430.33 11435.63 11440.94 11446.26 11451.58 11456.91 11462.25 11467.59 11472.94 11478.30 11483.66 11489.03 11494.41 11499.79 11505.18 11510.58 11515.98 11521.39 11526.81 11532.23 11537.66 11543.10 11548.54 11553.99 11559.45 11564.91 11570.38 11575.86 11581.34 11586.83 11592.33 11597.83 11603.34 11608.86 11614.38 11619.91 11625.45 11630.99 11636.54 11642.10 11647.66 11653.23 11658.80 11664.38 11669.97 11675.57 11681.17 11686.78 11692.39 11698.01 11703.64 11709.27 11714.91 11720.56 11726.21 11731.87 11737.53 11743.20 11748.88 11754.56 11760.25 11765.94 11771.64 11777.35 11783.06 11788.78 11794.50 11800.23 11805.97 11811.71 11817.46 11823.22 11828.98 11834.74 11840.51 11846.29 11852.07 11857.86 11863.65 11869.45 11875.26 11881.07 11886.88 11892.71 11898.54 11904.37 11910.21 11916.06 11921.91 11927.77 11933.63 11939.50 11945.37 11951.25 11957.14 11963.03 11968.93 11974.83 11980.74 11986.65 11992.57 11998.49 12004.42 12010.36 12016.30 12022.24 12028.19 12034.15 12040.11 12046.07 12052.04 12058.02 12064.00 12069.98 12075.97 12081.97 12087.97 12093.98 12099.99 12106.00

EXISTING LEVEL	210.10 211.11 210.34 212.37 216.59 212.54 211.63 211.54 211.03 213.13 212.24 211.34 211.60 211.47 211.57 211.68 211.76 211.85 211.91 211.95 212.06 212.13 212.20 212.32 212.47 212.45 212.39 212.34 213.07 212.11 212.28 212.13 213.60 212.58 212.81 212.58 212.38 212.22 211.89 211.56 211.53 211.46 211.40 211.25 211.09 211.02 208.44 208.23 208.01 207.85 207.90 208.11 207.96 207.66 207.68 207.98 208.42 208.98 209.08 208.31 208.27 208.23 208.27 208.74 208.77 209.01 209.73 209.09 209.03 207.13 209.19 209.50 209.62 209.67 209.46 210.62 210.48 212.12 213.19 213.64 212.73 212.01 212.10 212.56 213.14 213.92 214.67 214.55 214.40
LEVEL DIFFRENCE	6.36 5.48 6.39 4.49 0.39 4.55 5.56 5.75 6.35 6.33 6.30 6.26 6.20 6.14 6.08 5.97 5.94 5.91 5.86 5.81 5.74 5.65 5.51 5.40 5.30 5.27 5.28 5.27 4.48 5.36 5.11 5.17 3.61 5.53 4.18 5.30 5.30 4.86 5.05 4.94 4.81 4.72 4.61 4.60 4.58 4.46 4.39 4.16 3.84 3.50 3.17 4.04 4.41 4.14 4.24 4.26 4.36 4.39 4.44 4.47 4.30 4.15 4.38 4.32 3.55 3.00 2.93 3.75 3.86 3.99 4.13 4.23 3.93 4.08 3.60 4.49 4.80 6.94 5.14 5.08 5.41 5.87 4.96 5.60 4.21 3.40 3.19 3.81 4.60 5.57 5.71 5.48 5.12 4.55 4.00 4.32 4.67
LEFT LEVEL	209.60 210.04 210.40 210.97 210.99 211.19 211.98 212.00 211.87 211.74 211.61 211.39 211.36 211.72 212.88 214.19 211.73 213.89 214.04 218.31 212.35 216.65 212.20 211.85 211.60 212.62 212.23 211.88 213.19 215.39 215.52 212.54 211.78 212.38 211.22 210.46 211.11 211.71 211.69 211.66 211.69 211.12 211.88 214.19 212.69 213.25 211.77 217.45 210.92 210.02 210.52 209.44 209.40 209.02 208.82 208.69 208.37 208.10 207.86 207.71 207.63 207.66 207.69 207.71 207.65 207.65 207.66 207.65 207.70 207.82 207.94 208.27 208.94 209.71 208.90 208.85 208.84 208.89 209.30 209.43 210.10 211.01 209.80 210.66 213.02 213.79 213.74 212.64 212.25 212.61 213.08 213.24 213.73 213.89
RIGHT LEVEL	210.24 211.37 210.35 210.75 210.67 210.95 211.19 210.85 213.82 211.40 212.91 211.54 213.10 211.52 211.95 212.92 213.32 213.96 212.02 212.77 212.85 212.81 212.76 214.49 215.17 214.68 213.28 214.01 213.90 212.87 213.83 213.21 215.62 213.31 212.78 214.07 211.32 210.93 211.11 211.17 211.12 211.17 210.71 210.64 211.09 211.10 212.69 213.25 211.77 210.92 210.60 210.59 210.83 210.44 211.66 210.23 209.46 208.75 208.87 209.00 208.61 208.50 208.57 208.63 208.26 208.39 208.40 208.68 208.59 208.72 208.85 209.10 209.39 209.24 209.13 209.22 209.46 209.46 210.40 209.40 210.89 211.89 211.11 211.26 211.52 211.73 211.93 212.29 212.54 212.70 212.87 212.87 213.14 213.22 213.30 213.39
Vertical Geometry	377.46K=135.000 2.97% -2.43% 27.33 222.94K=41.972 -2.43% 2.50% 207.21 4.107.10
Horizontal Geometry	L=115.00 L=44.99 R=400.00 T=44.96 L=115.00 L=115.00 L=177.76 R=600.00 T=177.11 L=115.00
Superelevation	57.58m 57.58m 57.58m

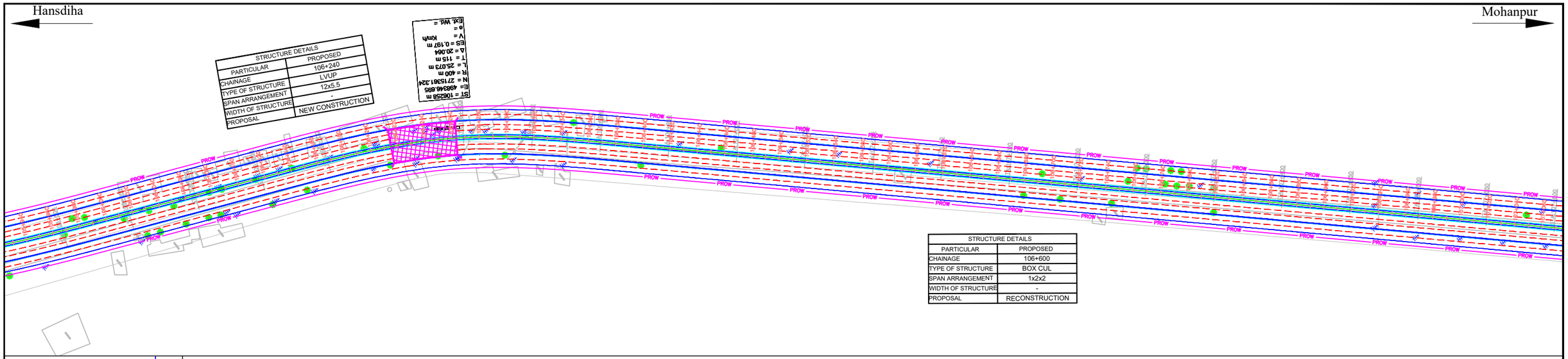

STRUCTURE DETAILS	
PARTICULAR	PROPOSED
CHAINAGE	106+240
TYPE OF STRUCTURE	LVUP
SPAN ARRANGEMENT	12x5.5
WIDTH OF STRUCTURE	-
PROPOSAL	NEW CONSTRUCTION

STRUCTURE DETAILS	
PARTICULAR	PROPOSED
CHAINAGE	106+600
TYPE OF STRUCTURE	BOX CUL
SPAN ARRANGEMENT	1x2x2
WIDTH OF STRUCTURE	-
PROPOSAL	RECONSTRUCTION

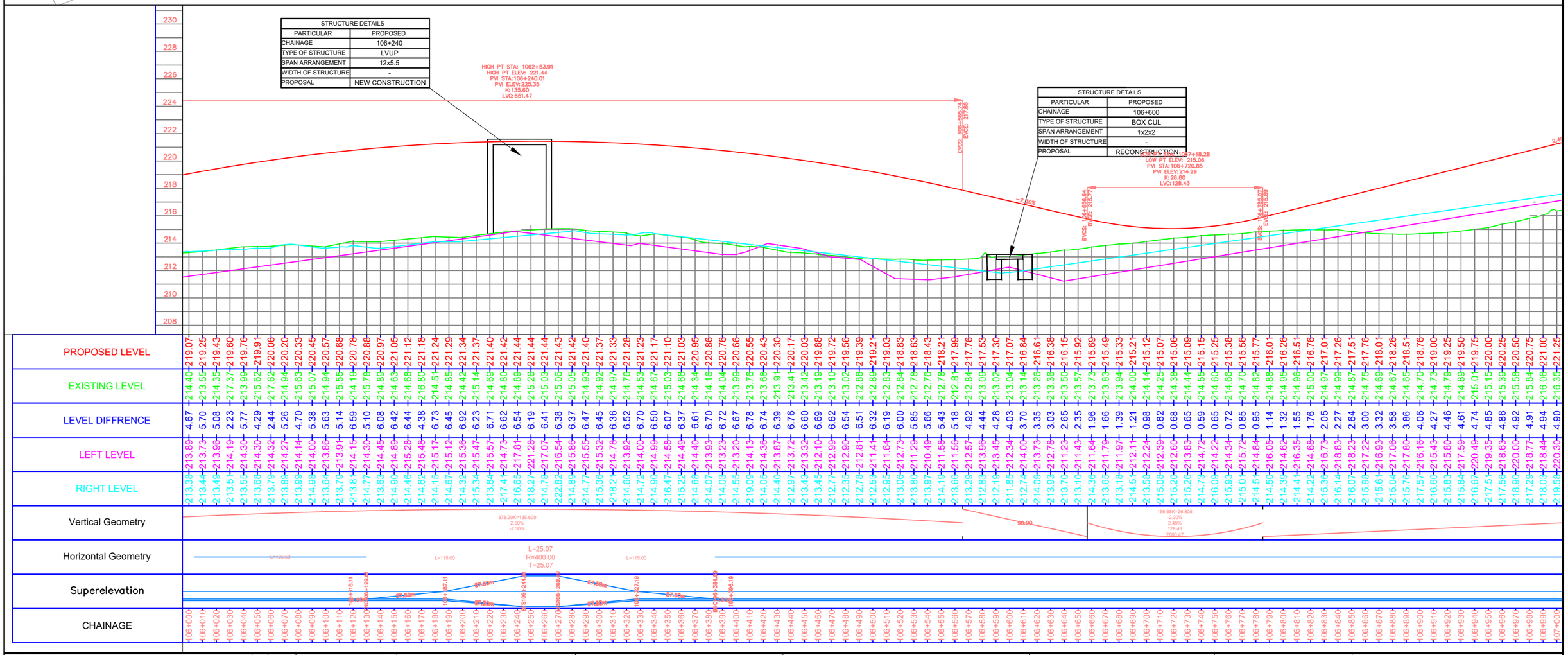

STRUCTURE DETAILS	
PARTICULAR	PROPOSED
CHAINAGE	106+240
TYPE OF STRUCTURE	LVUP
SPAN ARRANGEMENT	12x5.5
WIDTH OF STRUCTURE	-
PROPOSAL	NEW CONSTRUCTION

STRUCTURE DETAILS	
PARTICULAR	PROPOSED
CHAINAGE	106+600
TYPE OF STRUCTURE	BOX CUL
SPAN ARRANGEMENT	1x2x2
WIDTH OF STRUCTURE	-
PROPOSAL	RECONSTRUCTION

LEGEND :

EXISTING CARRIAGEWAY, HUT, MANHOLE, OFC LINE, ELECTRIC POLE, LP LAMP POST, SIGN POST, TREE, MAIN GATE, BENCH MARK, HAND PUMP, KILOMETER POST, TRANSFORMER, CULVERT

PLAN : PRO. CENTER LINE, PRO. ROAD EDGE, PRO.SHOULDER EDGE, PRO. ROW, PRO. TOE LEVEL

PROPOSED PROFILE : DESIGN RL (MC01), EXISTING GL/RL, LEFT TOE LEVEL (IA01), RIGHT TOE LEVEL (IA01)

REV	DATE	DESCRIPTION OF REVISION

SCALE :-

0 20 40 60 80 100

SCALE 1: 2500

CLIENT:-

MORTH Government of India

MINISTRY OF ROAD TRANSPORT & HIGHWAYS
ROADS & BUILDINGS DEPARTMENT

CONSULTANT:-

M/s Marc Technocrats Pvt. Ltd with Asian Geotech research service

PROJECT:-

Consultancy Services for Prepration of Detailed Project Report for Devlopment of NH-133 from km 92+380 to km 129+370 in Dumka and Deoghar District in the state of Jharkhand

TITLE:- PLAN & PROFILE

CHAINAGE:- (Ch:106+000 - 107+000)

Drawing No:

Date : Feb 2025

Sheet :

DRAWN(A)	DESIGN (B)	CHECK (C)	APPROVED (D)

Hansdiha ← → Mohanpur

STRUCTURE DETAILS	
PARTICULAR	PROPOSED
CHAINAGE	107+560
TYPE OF STRUCTURE	LVUP
SPAN ARRANGEMENT	12x5.5
WIDTH OF STRUCTURE	-
PROPOSAL	NEW CONSTRUCTION

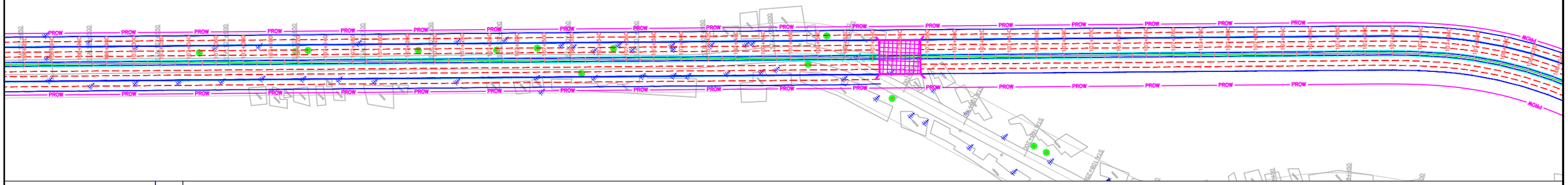

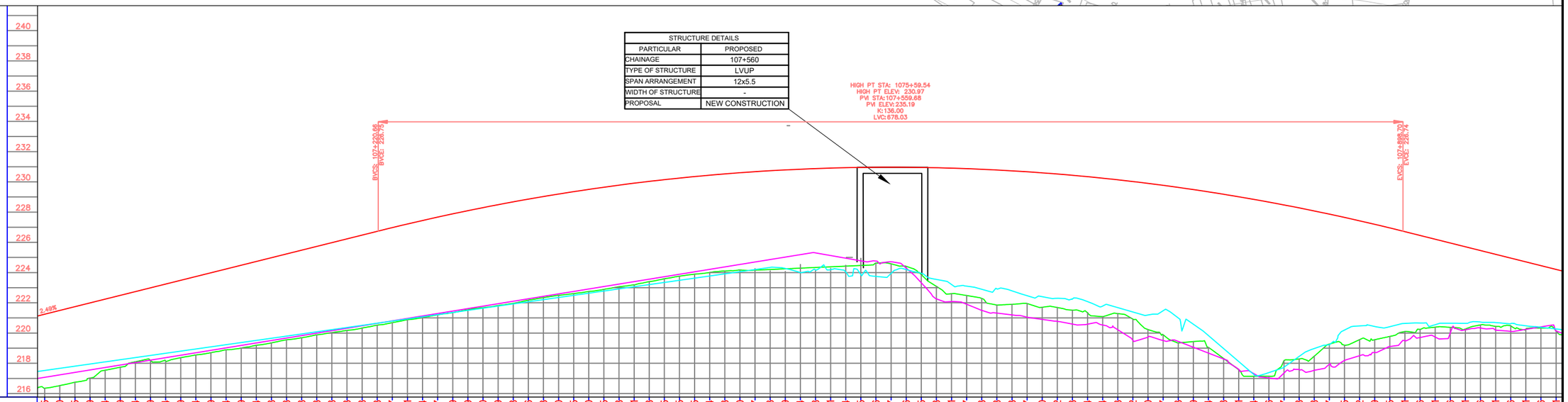

STRUCTURE DETAILS	
PARTICULAR	PROPOSED
CHAINAGE	107+560
TYPE OF STRUCTURE	LVUP
SPAN ARRANGEMENT	12x5.5
WIDTH OF STRUCTURE	-
PROPOSAL	NEW CONSTRUCTION

CHAINAGE	PROPOSED LEVEL	EXISTING LEVEL	LEVEL DIFFRENCE	LEFT LEVEL	RIGHT LEVEL
07+000	221.25	216.35	4.90	220.30	219.59
07+010	221.50	216.53	4.97	219.18	218.46
07+020	221.75	216.75	4.99	217.07	217.02
07+030	221.99	217.02	4.97	217.07	218.77
07+040	222.24	217.55	4.70	219.03	219.45
07+050	222.49	217.74	4.75	219.35	219.69
07+060	222.74	218.10	4.64	219.69	219.94
07+070	222.99	218.18	4.81	220.01	219.94
07+080	223.24	218.13	5.11	219.20	217.80
07+090	223.49	218.37	5.12	219.90	218.85
07+100	223.74	218.55	5.18	220.61	221.16
07+110	223.99	218.71	5.28	220.72	219.63
07+120	224.24	218.90	5.34	219.57	219.47
07+130	224.49	219.01	5.47	219.38	220.59
07+140	224.74	219.20	5.54	219.05	219.71
07+150	224.98	219.36	5.63	219.61	221.44
07+160	225.23	219.56	5.67	219.61	220.04
07+170	225.48	219.69	5.79	223.05	221.99
07+180	225.73	219.89	5.85	220.78	221.28
07+190	225.98	220.03	5.95	220.68	220.70
07+200	226.23	220.18	6.05	220.93	220.16
07+210	226.48	220.34	6.14	221.33	219.96
07+220	226.73	220.53	6.20	221.75	219.81
07+230	226.97	220.69	6.28	223.24	222.83
07+240	227.21	220.88	6.33	222.75	221.97
07+250	227.44	221.02	6.42	222.10	221.94
07+260	227.67	221.21	6.46	222.30	221.03
07+270	227.89	221.36	6.53	225.34	221.96
07+280	228.09	221.55	6.55	221.90	222.80
07+290	228.30	221.68	6.62	221.82	223.74
07+300	228.49	221.82	6.67	221.83	221.68
07+310	228.68	221.97	6.71	223.83	223.07
07+320	228.86	222.18	6.68	222.34	222.66
07+330	229.03	222.35	6.68	224.39	222.70
07+340	229.20	222.50	6.70	225.12	224.30
07+350	229.35	222.61	6.74	224.07	222.79
07+360	229.50	222.75	6.75	222.99	223.34
07+370	229.65	222.89	6.76	225.85	223.77
07+380	229.78	223.06	6.72	228.35	222.83
07+390	229.91	223.19	6.72	227.42	223.34
07+400	230.03	223.40	6.63	223.94	223.86
07+410	230.15	223.60	6.55	224.33	225.88
07+420	230.25	223.76	6.49	224.77	223.68
07+430	230.35	223.90	6.45	227.13	224.72
07+440	230.44	224.01	6.44	225.09	224.49
07+450	230.53	224.11	6.42	227.90	225.05
07+460	230.60	224.17	6.44	224.63	224.89
07+470	230.67	224.27	6.40	224.70	224.64
07+480	230.73	224.12	6.61	225.05	224.39
07+490	230.79	224.08	6.71	225.76	224.27
07+500	230.84	224.56	6.28	224.47	224.00
07+510	230.88	224.14	6.74	225.30	224.17
07+520	230.91	224.29	6.62	225.12	224.19
07+530	230.94	224.49	6.45	224.77	224.02
07+540	230.95	224.93	6.02	224.77	223.85
07+550	230.96	224.63	6.33	224.76	223.75
07+560	230.97	224.58	6.39	224.71	223.96
07+570	230.96	224.41	6.55	224.28	224.20
07+580	230.95	223.85	7.10	223.30	223.95
07+590	230.93	223.08	7.86	222.26	224.98
07+600	230.91	222.60	8.30	222.08	223.20
07+610	230.87	222.48	8.39	221.90	223.10
07+620	230.83	222.28	8.55	221.50	222.89
07+630	230.78	221.85	8.94	221.32	222.92
07+640	230.73	221.90	8.83	221.20	222.79
07+650	230.67	221.95	8.72	221.04	222.47
07+660	230.60	221.70	8.89	220.90	222.40
07+670	230.52	221.68	8.83	220.77	222.30
07+680	230.43	221.51	8.92	220.59	222.26
07+690	230.34	221.33	9.01	220.59	222.07
07+700	230.24	221.08	9.16	220.53	221.79
07+710	230.13	221.29	8.85	220.21	221.68
07+720	230.02	220.91	9.11	219.50	221.39
07+730	229.90	220.22	9.68	219.75	221.20
07+740	229.77	219.87	9.90	219.50	221.49
07+750	229.63	219.35	10.28	219.44	220.99
07+760	229.49	219.44	10.05	219.06	220.57
07+770	229.34	219.04	10.30	218.67	219.82
07+780	229.18	218.31	10.87	218.28	218.96
07+790	229.01	217.57	11.45	217.59	218.10
07+800	228.84	217.15	11.69	217.31	217.24
07+810	228.66	217.15	11.51	217.03	217.39
07+820	228.47	217.37	10.28	217.58	217.75
07+830	228.28	218.29	9.99	217.58	218.47
07+840	228.08	218.48	9.59	217.55	218.98
07+850	227.87	219.28	8.59	217.95	219.24
07+860	227.65	219.19	8.45	218.20	220.21
07+870	227.42	219.57	7.85	218.51	220.47
07+880	227.19	219.56	7.63	218.71	220.43
07+890	226.95	219.78	7.17	219.11	220.43
07+900	226.71	220.10	6.60	219.49	220.64
07+910	226.46	220.24	6.22	219.71	220.66
07+920	226.21	220.39	5.81	219.73	220.56
07+930	225.96	220.38	5.58	220.06	220.65
07+940	225.71	220.28	5.43	220.22	220.65
07+950	225.46	220.54	4.92	220.33	220.79
07+960	225.21	220.44	4.77	220.19	220.69
07+970	224.96	220.47	4.49	220.11	220.63
07+980	224.71	220.29	4.42	220.25	220.49
07+990	224.46	220.33	4.13	220.41	220.38
08+000	224.21	220.13	4.08	224.21	220.27

Vertical Geometry: 378.85K=136.000, 2.49%, -2.49%

Horizontal Geometry: L=1618.87, L=75.00

Superelevation: 10+487.75, 10+895.35, 10+432.75, S107+970.05

LEGEND :

EXISTING CARRIAGEWAY, HUT, MANHOLE, OFC LINE, ELECTRIC POLE, LAMP POST, SIGN POST, TREE, MAIN GATE, BENCH MARK, HAND PUMP, KILOMETER POST, TRANSFORMER, CULVERT

PLAN : PRO. CENTER LINE, PRO. ROAD EDGE, PRO.SHOULDER EDGE, PRO. ROW, PRO. TOE LEVEL

PROPOSED PROFILE : DESIGN RL (MC01), EXISTING GL/RL, LEFT TOE LEVEL (IA01), RIGHT TOE LEVEL (IA01)

REV	DATE	DESCRIPTION OF REVISION

SCALE :- 0 20 40 60 80 100 — SCALE 1:2500

CLIENT:- MORTH Government of India — MINISTRY OF ROAD TRANSPORT & HIGHWAYS, ROADS & BUILDINGS DEPARTMENT

CONSULTANT:- M/s Marc Technocrats Pvt. Ltd with Asian Geotech research service

PROJECT:- Consultancy Services for Prepration of Detailed Project Report for Devlopment of NH-133 from km 92+380 to km 129+370 in Dumka and Deoghar District in the state of Jharkhand

TITLE:- PLAN & PROFILE

CHAINAGE:- (Ch:107+000 - 108+000)

Drawing No:

Date : Feb 2025 | Sheet :

DRAWN(A)	DESIGN (B)	CHECK (C)	APPROVED (D)



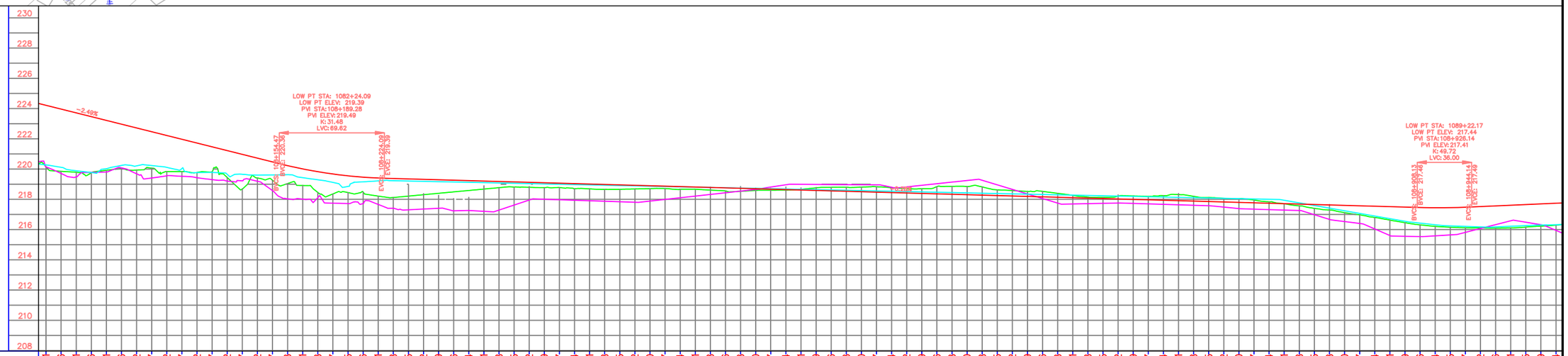

PROPOSED LEVEL	224.21, 223.96, 223.71, 223.46, 223.21, 222.96, 222.72, 222.47, 222.22, 221.97, 221.72, 221.47, 221.22, 220.97, 220.72, 220.47, 220.23, 220.01, 219.83, 219.67, 219.55, 219.46, 219.41, 219.38, 219.35, 219.32, 219.29, 219.26, 219.24, 219.21, 219.18, 219.15, 219.12, 219.09, 219.07, 219.04, 219.01, 218.98, 218.95, 218.92, 218.90, 218.87, 218.84, 218.81, 218.78, 218.76, 218.73, 218.70, 218.67, 218.64, 218.61, 218.59, 218.56, 218.53, 218.50, 218.47, 218.44, 218.42, 218.39, 218.36, 218.33, 218.30, 218.28, 218.25, 218.22, 218.19, 218.16, 218.13, 218.11, 218.08, 218.05, 218.02, 217.99, 217.97, 217.94, 217.91, 217.88, 217.85, 217.82, 217.80, 217.77, 217.74, 217.71, 217.68, 217.65, 217.63, 217.60, 217.57, 217.54, 217.51, 217.49, 217.46, 217.44, 217.47, 217.52, 217.56, 217.61, 217.65, 217.69, 217.74
EXISTING LEVEL	220.13, 219.85, 219.79, 219.76, 219.92, 220.04, 219.93, 220.06, 219.83, 219.83, 219.78, 219.86, 219.42, 219.69, 219.41, 219.24, 219.05, 218.91, 218.44, 218.36, 218.44, 218.45, 218.21, 218.12, 218.38, 218.26, 217.93, 218.14, 218.93, 218.79, 218.80, 218.86, 218.77, 218.78, 218.89, 218.66, 218.66, 218.68, 218.76, 218.79, 218.67, 218.61, 218.81, 218.54, 218.86, 218.73, 219.13, 218.64, 218.72, 219.42, 219.28, 219.63, 219.10, 219.96, 219.19, 219.77, 218.83, 220.24, 219.39, 218.70, 218.84, 220.43, 218.85, 218.82, 219.61, 218.06, 218.04, 217.95, 217.84, 217.71, 217.57, 217.40, 217.60, 217.11, 216.98, 216.80, 216.62, 216.45, 216.31, 216.21, 216.15, 216.12, 216.11, 216.09, 216.11, 216.17, 216.23, 216.61, 217.1, 218.44
LEVEL DIFFRENCE	4.08, 4.11, 3.93, 3.71, 3.29, 2.92, 2.78, 2.40, 2.38, 2.14, 1.94, 1.61, 1.80, 2.28, 1.31, 1.23, 1.18, 1.10, 1.38, 1.31, 1.11, 1.02, 1.20, 1.26, 0.40, 0.94, 1.03, 1.33, 1.10, 0.28, 0.39, 0.35, 0.26, 0.32, 0.29, 0.33, 0.32, 0.32, 0.29, 0.24, 0.15, 0.20, 0.16, 0.17, 0.21, 0.21, 0.02, 0.21, 0.13, 0.46, 0.08, 0.15, 0.16, 0.17, 0.28, 0.48, 0.31, 0.54, 1.36, 2.23, 1.50, 0.33, 1.72, 0.15, 0.02, 0.19, 0.48, 0.59, 0.75, 0.89, 1.03, 1.15, 1.23, 1.30, 1.35, 1.41, 1.47, 1.50, 1.48, 1.47, 1.44
LEFT LEVEL	220.27, 220.13, 219.70, 219.89, 219.78, 220.03, 220.24, 220.22, 220.23, 220.10, 220.05, 219.77, 219.76, 219.65, 219.60, 219.61, 219.63, 219.43, 219.29, 219.11, 218.85, 219.16, 219.22, 219.26, 219.3, 219.35, 218.85, 218.77, 219.92, 218.30, 218.39, 219.15, 219.22, 219.50, 218.92, 218.37, 220.06, 218.96, 219.3, 219.29, 219.29, 218.46, 218.76, 222.60, 219.42, 222.46, 218.60, 219.10, 218.74, 220.35, 218.64, 219.53, 219.14, 219.13, 216.92, 216.53, 216.35, 216.35, 217.36, 217.19, 217.62, 217.1, 218.44
RIGHT LEVEL	220.13, 220.1, 219.89, 220.03, 220.24, 220.22, 220.10, 220.05, 219.77, 219.76, 219.65, 219.60, 219.63, 219.43, 219.29, 219.11, 218.85, 219.16, 219.22, 219.26, 219.3, 219.35, 218.85, 218.77, 219.92, 218.30, 218.39, 219.15, 219.22, 219.50, 218.92, 218.37, 220.06, 218.96, 219.3, 219.29, 219.29, 218.46, 218.76, 222.60, 219.42, 222.46, 218.60, 219.10, 218.74, 220.35, 218.64, 219.53, 219.14, 219.13, 216.92, 216.53, 216.35, 216.35, 217.36, 217.19, 217.62, 217.1, 220.88
Vertical Geometry	255.77; 594.32K=31.481, -2.49%, -0.28%, 69.62, 3148.08; 684.04; 777K=49.717, -0.28%, 0.44%, 36.00, 4871.74
Horizontal Geometry	L=220.10, R=300.00, T=215.19; L=75.00; L=11.58, R=400.00, T=11.58; L=55.00; L=55.00
Superelevation	108+190.70, 108+227.85, 108+265.25, 108+272.85, 108+807.10, 108+872.60, 108+927.20, 108+939.73, 108+994.15
CHAINAGE	108+000, 108+010, 108+020, 108+030, 108+040, 108+050, 108+060, 108+070, 108+080, 108+090, 108+100, 108+110, 108+120, 108+130, 108+140, 108+150, 108+160, 108+170, 108+180, 108+190, 108+200, 108+210, 108+220, 108+230, 108+240, 108+250, 108+260, 108+270, 108+280, 108+290, 108+300, 108+310, 108+320, 108+330, 108+340, 108+350, 108+360, 108+370, 108+380, 108+390, 108+400, 108+410, 108+420, 108+430, 108+440, 108+450, 108+460, 108+470, 108+480, 108+490, 108+500, 108+510, 108+520, 108+530, 108+540, 108+550, 108+560, 108+570, 108+580, 108+590, 108+600, 108+610, 108+620, 108+630, 108+640, 108+650, 108+660, 108+670, 108+680, 108+690, 108+700, 108+710, 108+720, 108+730, 108+740, 108+750, 108+760, 108+770, 108+780, 108+790, 108+800, 108+810, 108+820, 108+830, 108+840, 108+850, 108+860, 108+870, 108+880, 108+890, 108+900, 108+910, 108+920, 108+930, 108+940, 108+950, 108+960, 108+970, 108+980, 108+990, 109+000

LEGEND :

EXISTING CARRIAGEWAY, HUT, MANHOLE, OFC LINE, ELECTRIC POLE, LAMP POST, SIGN POST, TREE, MAIN GATE, BENCH MARK, HAND PUMP, KILOMETER POST, TRANSFORMER, CULVERT

PLAN :
PRO. CENTER LINE
PRO. ROAD EDGE
PRO.SHOULDER EDGE
PRO. ROW
PRO. TOE LEVEL

PROPOSED PROFILE :
DESIGN RL (MC01)
EXISTING GL/RL
LEFT TOE LEVEL (IA01)
RIGHT TOE LEVEL (IA01)

REV	DATE	DESCRIPTION OF REVISION

SCALE :-

0 20 40 60 80 100

SCALE 1: 2500

CLIENT:-

MORTH Government of India

MINISTRY OF ROAD TRANSPORT & HIGHWAYS
ROADS & BUILDINGS DEPARTMENT

CONSULTANT:-

M/s Marc Technocrats Pvt. Ltd with Asian Geotech research service

PROJECT:-

Consultancy Services for Prepration of Detailed Project Report for Devlopment of NH-133 from km 92+380 to km 129+370 in Dumka and Deoghar District in the state of Jharkhand

TITLE:- PLAN & PROFILE

CHAINAGE:- (Ch:108+000 - 109+000)

Drawing No:

Date : Feb 2025 **Sheet :**

DRAWN(A)	DESIGN (B)	CHECK (C)	APPROVED (D)



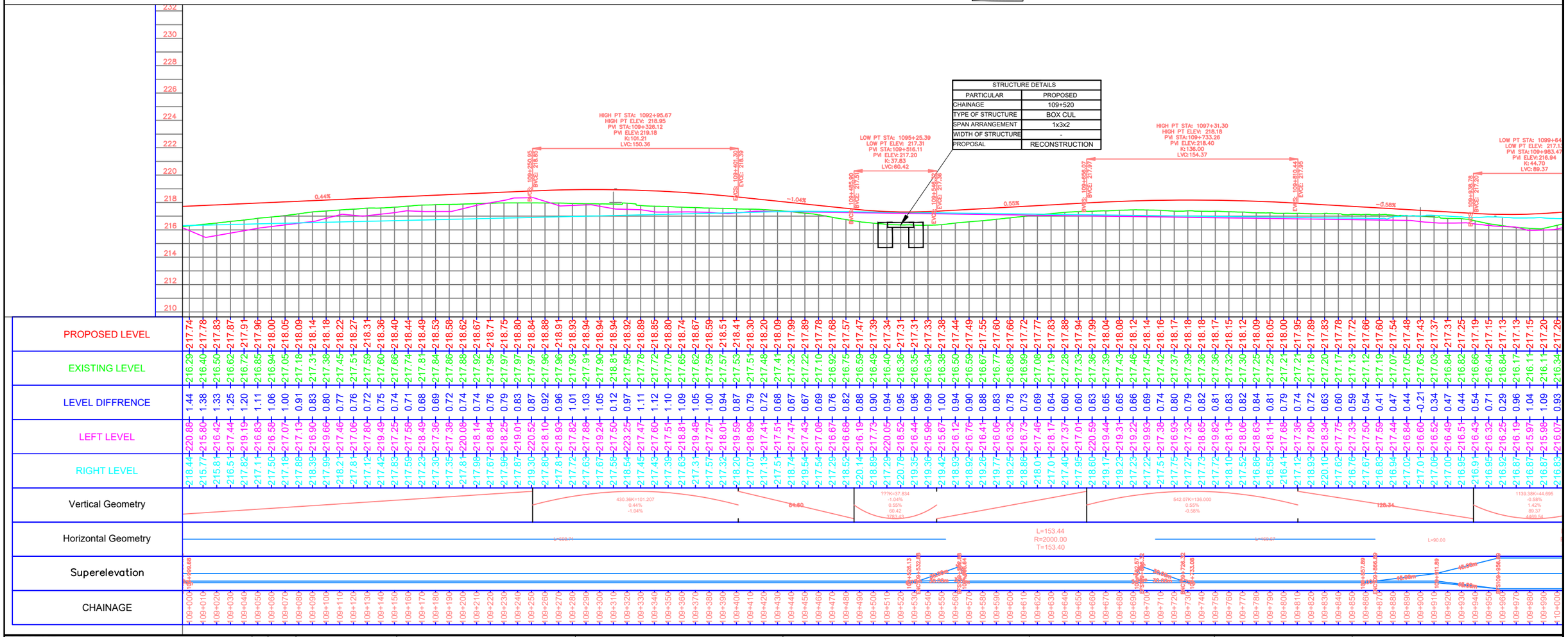

LEGEND :

EXISTING CARRIAGEWAY
HUT
MANHOLE
OFC LINE
ELECTRIC POLE
LP LAMP POST
SIGN POST
TREE
MAIN GATE
BENCH MARK
HAND PUMP
KILOMETER POST
TRANSFORMER
CULVERT

PLAN :
PRO. CENTER LINE
PRO. ROAD EDGE
PRO.SHOULDER EDGE
PRO. ROW
PRO. TOE LEVEL

PROPOSED PROFILE :
DESIGN RL (MC01)
EXISTING GL/RL
LEFT TOE LEVEL (IA01)
RIGHT TOE LEVEL (IA01)

REV	DATE	DESCRIPTION OF REVISION

SCALE :-

0 20 40 60 80 100

SCALE 1: 2500

CLIENT:-

MORTH
Government of India

MINISTRY OF ROAD TRANSPORT & HIGHWAYS
ROADS & BUILDINGS DEPARTMENT

CONSULTANT:-

M/s Marc Technocrats Pvt. Ltd with Asian Geotech research service

PROJECT:-
Consultancy Services for Prepration of Detailed Project
Report for Devlopment of NH-133 from km 92+380 to km 129+370 in Dumka and Deoghar District in
the state of Jharkhand

TITLE:-
PLAN & PROFILE

CHAINAGE:-
(Ch:109+000 - 110+000)

Drawing No:

Date : Feb 2025

Sheet :

DRAWN(A)	DESIGN (B)	CHECK (C)	APPROVED (D)

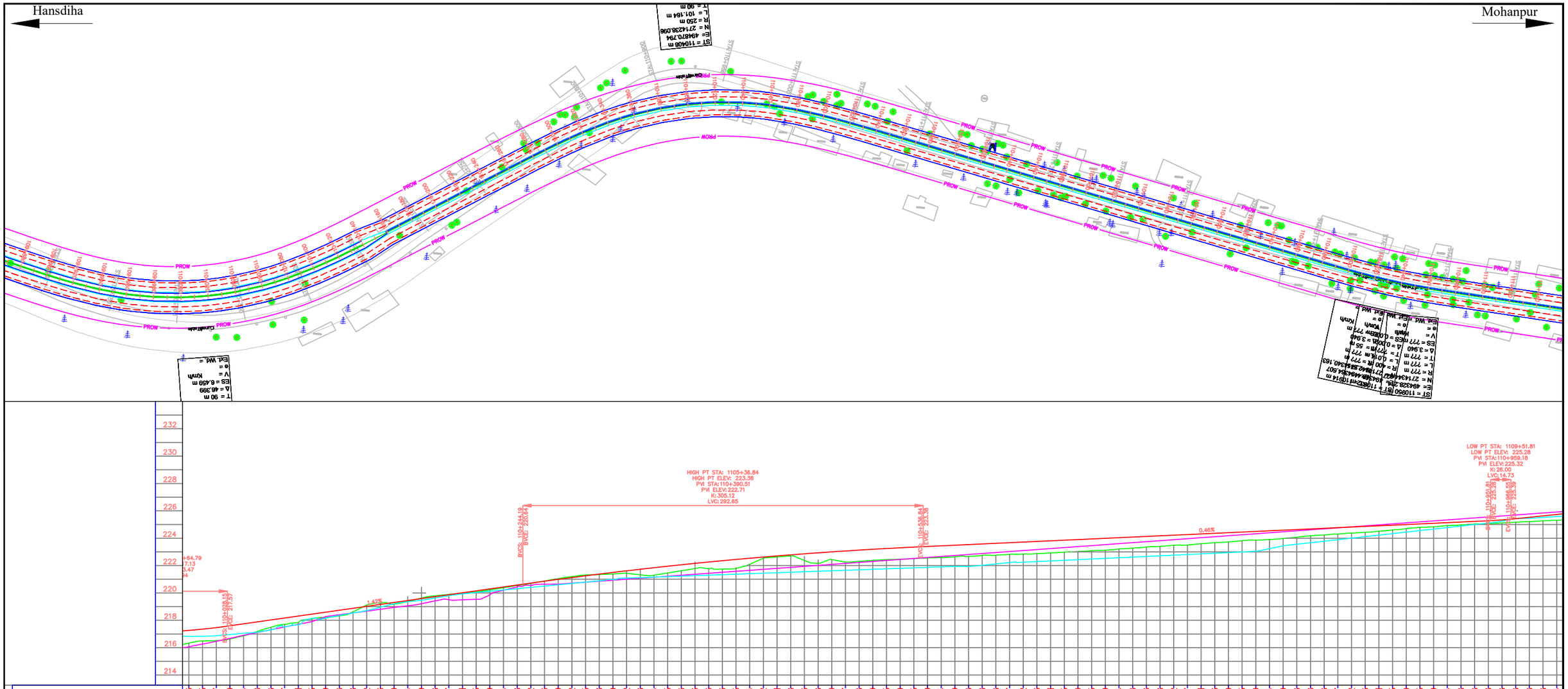
Hansdiha
Mohanpur
PROW
HIGH PT STA: 1105+36.84
HIGH PT ELEV: 223.38
PVI STA:110+380.51
PVI ELEV:222.71
K: 305.12
LVC: 292.65
LOW PT STA: 1109+51.81
LOW PT ELEV: 225.28
PVI STA:110+959.18
PVI ELEV:225.32
K:26.00
LVC:14.73
0.46%
1.42%

| | | |



STRUCTURE DETAILS	
PARTICULAR	PROPOSED
CHAINAGE	111+400
TYPE OF STRUCTURE	BOX CUL
SPAN ARRANGEMENT	1x2x2
WIDTH OF STRUCTURE	-
PROPOSAL	RECONSTRUCTION

STRUCTURE DETAILS	
PARTICULAR	PROPOSED
CHAINAGE	111+800
TYPE OF STRUCTURE	BOX CUL
SPAN ARRANGEMENT	1x2x2
WIDTH OF STRUCTURE	-
PROPOSAL	RECONSTRUCTION

STRUCTURE DETAILS	
PARTICULAR	PROPOSED
CHAINAGE	111+400
TYPE OF STRUCTURE	BOX CUL
SPAN ARRANGEMENT	1x2x2
WIDTH OF STRUCTURE	-
PROPOSAL	RECONSTRUCTION

STRUCTURE DETAILS	
PARTICULAR	PROPOSED
CHAINAGE	111+800
TYPE OF STRUCTURE	BOX CUL
SPAN ARRANGEMENT	1x2x2
WIDTH OF STRUCTURE	-
PROPOSAL	RECONSTRUCTION

| | | |

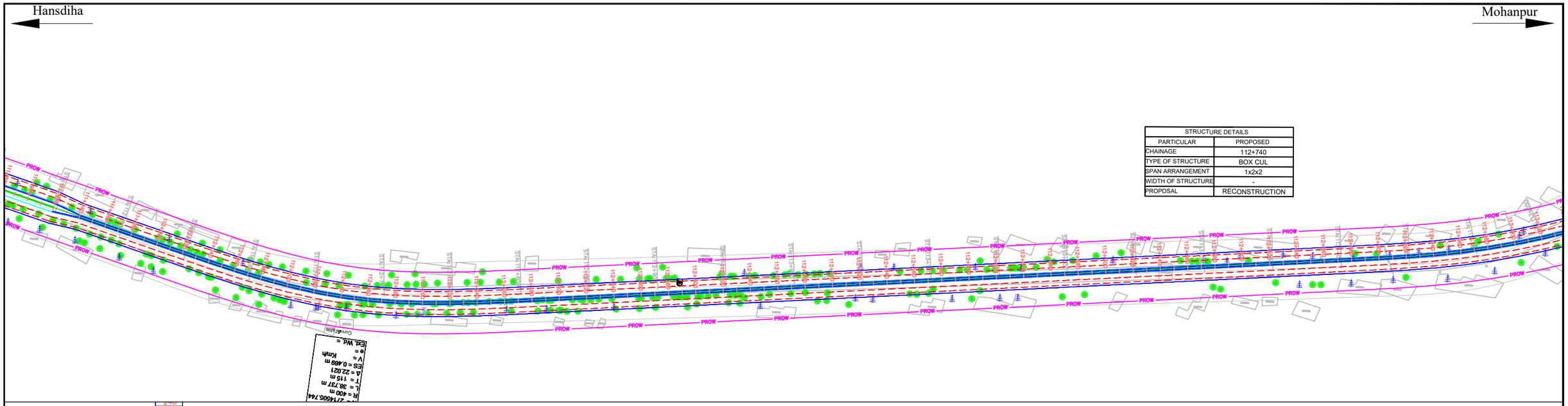

STRUCTURE DETAILS	
PARTICULAR	PROPOSED
CHAINAGE	112+740
TYPE OF STRUCTURE	BOX CUL
SPAN ARRANGEMENT	1x2x2
WIDTH OF STRUCTURE	-
PROPOSAL	RECONSTRUCTION

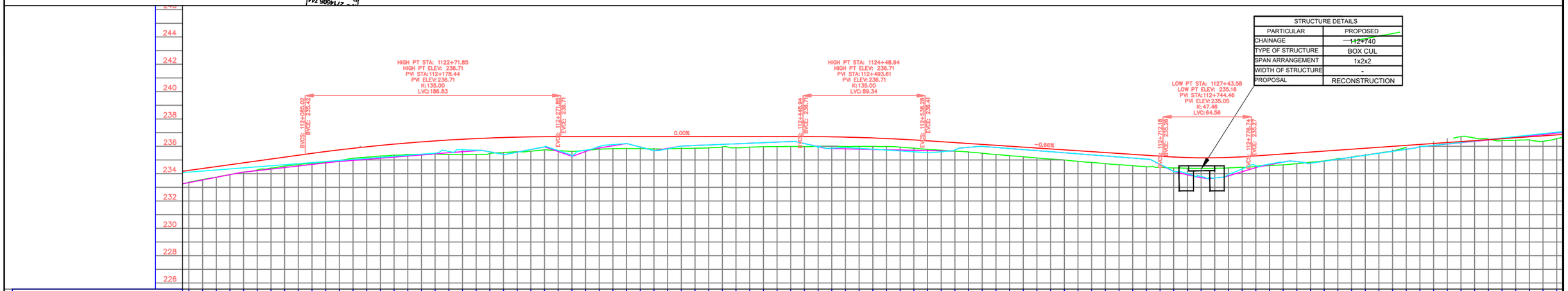

STRUCTURE DETAILS	
PARTICULAR	PROPOSED
CHAINAGE	~~112+740~~
TYPE OF STRUCTURE	BOX CUL
SPAN ARRANGEMENT	1x2x2
WIDTH OF STRUCTURE	-
PROPOSAL	RECONSTRUCTION

PROPOSED LEVEL	234.24, 234.38, 234.52, 234.65, 234.79, 234.93, 235.07, 235.21, 235.35, 235.48, 235.61, 235.74, 235.85, 235.96, 236.06, 236.16, 236.24, 236.32, 236.40, 236.46, 236.52, 236.57, 236.61, 236.64, 236.67, 236.69, 236.70, 236.71, 236.71, 236.71



STRUCTURE DETAILS	
PARTICULAR	PROPOSED
CHAINAGE	113+740
TYPE OF STRUCTURE	BOX CUL
SPAN ARRANGEMENT	1x2x2
WIDTH OF STRUCTURE	-
PROPOSAL	NEW CONSTRUCTION

STRUCTURE DETAILS	
PARTICULAR	PROPOSED
CHAINAGE	113+990
TYPE OF STRUCTURE	BOX CUL
SPAN ARRANGEMENT	1x2x2
WIDTH OF STRUCTURE	-
PROPOSAL	NEW CONSTRUCTION

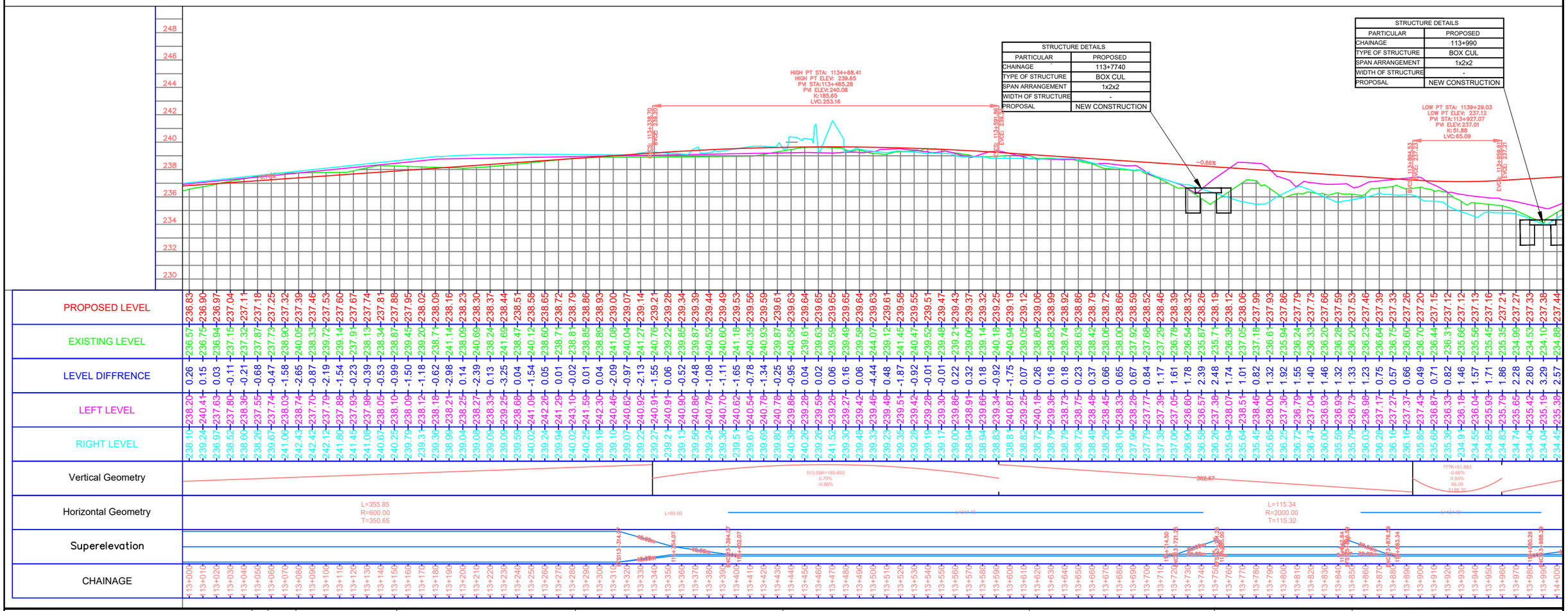

STRUCTURE DETAILS	
PARTICULAR	PROPOSED
CHAINAGE	113+7740
TYPE OF STRUCTURE	BOX CUL
SPAN ARRANGEMENT	1x2x2
WIDTH OF STRUCTURE	-
PROPOSAL	NEW CONSTRUCTION

STRUCTURE DETAILS	
PARTICULAR	PROPOSED
CHAINAGE	113+990
TYPE OF STRUCTURE	BOX CUL
SPAN ARRANGEMENT	1x2x2
WIDTH OF STRUCTURE	-
PROPOSAL	NEW CONSTRUCTION

LEGEND :

EXISTING CARRIAGEWAY, HUT, MANHOLE, OFC LINE, ELECTRIC POLE, LAMP POST, SIGN POST, TREE, MAIN GATE, BENCH MARK, HAND PUMP, KILOMETER POST, TRANSFORMER, CULVERT

PLAN : PRO. CENTER LINE, PRO. ROAD EDGE, PRO.SHOULDER EDGE, PRO. ROW, PRO. TOE LEVEL

PROPOSED PROFILE : DESIGN RL (MC01), EXISTING GL/RL, LEFT TOE LEVEL (IA01), RIGHT TOE LEVEL (IA01)

REV	DATE	DESCRIPTION OF REVISION

SCALE :-

0 20 40 60 80 100

SCALE 1: 2500

CLIENT:-

MORTH Government of India

MINISTRY OF ROAD TRANSPORT & HIGHWAYS
ROADS & BUILDINGS DEPARTMENT

CONSULTANT:-

M/s Marc Technocrats Pvt. Ltd with Asian Geotech research service

PROJECT:-

Consultancy Services for Prepration of Detailed Project Report for Devlopment of NH-133 from km 92+380 to km 129+370 in Dumka and Deoghar District in the state of Jharkhand

TITLE:- PLAN & PROFILE

CHAINAGE:- (Ch:113+000 - 114+000)

Drawing No:

Date : Feb 2025 **Sheet :**

DRAWN(A)	DESIGN (B)	CHECK (C)	APPROVED (D)

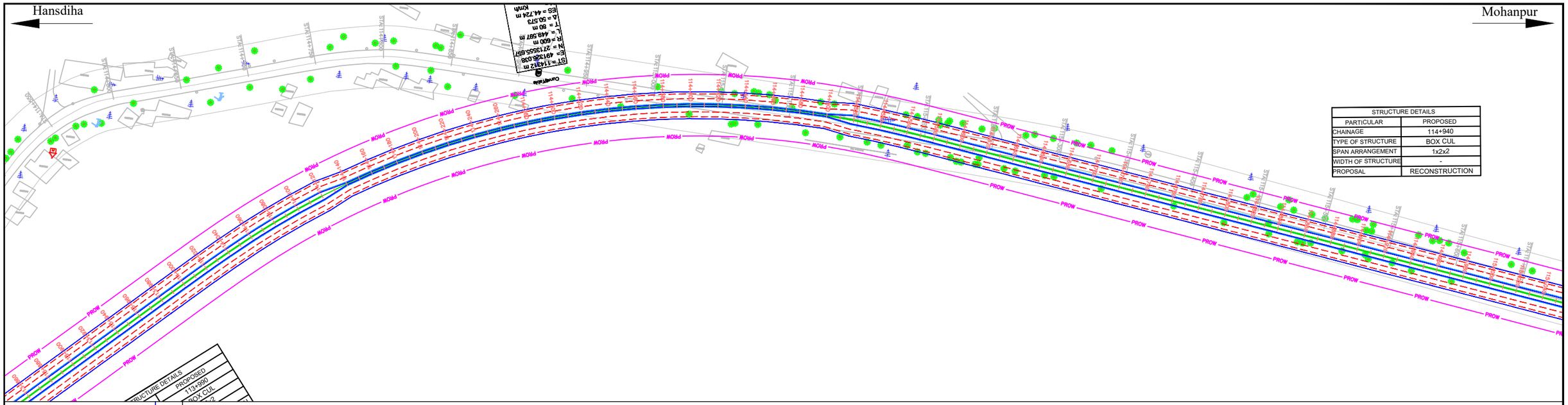

STRUCTURE DETAILS	
PARTICULAR	PROPOSED
CHAINAGE	114+940
TYPE OF STRUCTURE	BOX CUL
SPAN ARRANGEMENT	1x2x2
WIDTH OF STRUCTURE	-
PROPOSAL	RECONSTRUCTION

STRUCTURE DETAILS	
PARTICULAR	PROPOSED
CHAINAGE	113+990
TYPE OF STRUCTURE	BOX CUL
SPAN ARRANGEMENT	1x2x2
WIDTH OF STRUCTURE	-
PROPOSAL	RECONSTRUCTION

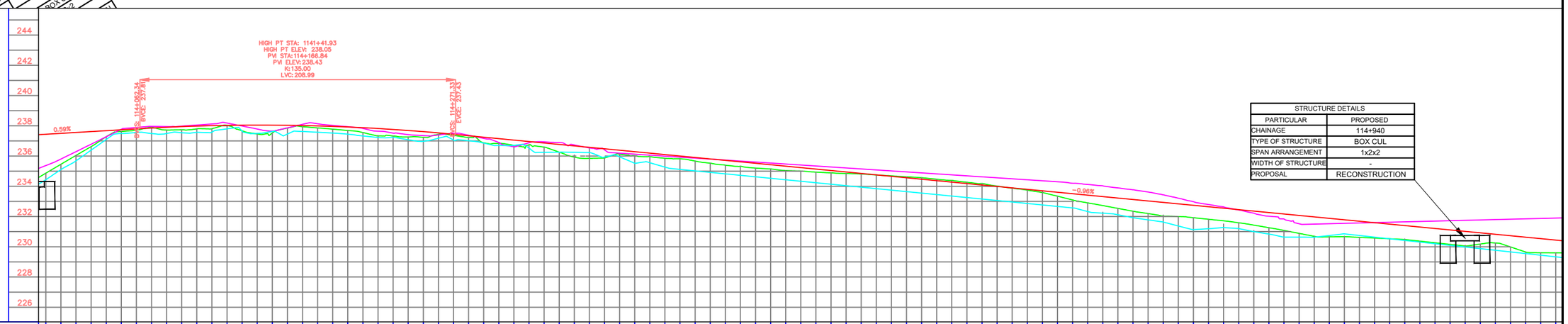

STRUCTURE DETAILS	
PARTICULAR	PROPOSED
CHAINAGE	114+940
TYPE OF STRUCTURE	BOX CUL
SPAN ARRANGEMENT	1x2x2
WIDTH OF STRUCTURE	-
PROPOSAL	RECONSTRUCTION

| | | |

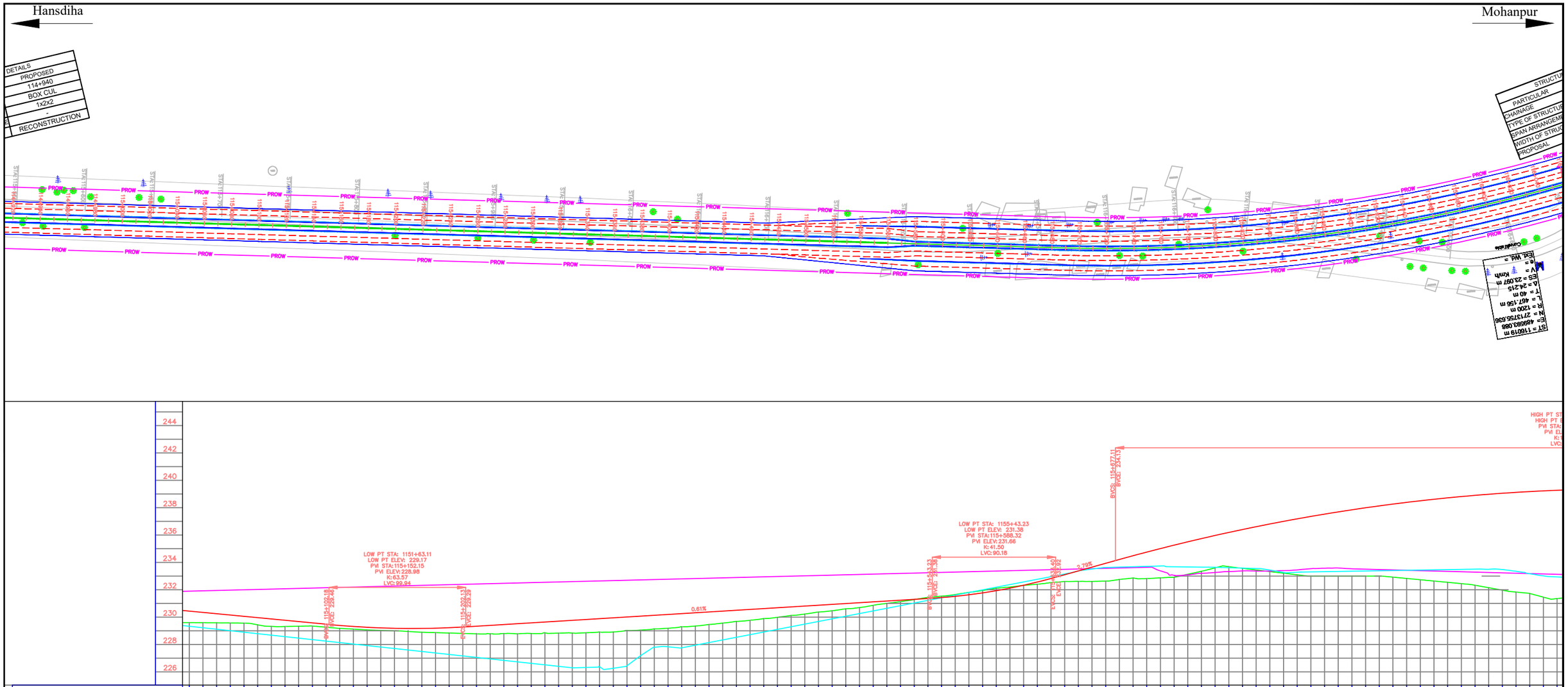
Hansdiha
Mohanpur
DETAILS
PROPOSED
114+940
BOX CUL
1x2x2
-
RECONSTRUCTION
STRUCTU
PARTICULAR
CHAINAGE
TYPE OF STRUCTU
SPAN ARRANGEM
WIDTH OF STRUC
PROPOSAL
PROW
ST = 116019 m
E = 489583.088
N = 2713755.596
R = 1200 m
L = 467.156 m
T = 40 m
IA = 24.215
ES = 23.097 m
V =
Ext. Wd =
6 =
Overlay area

244
242
240
238
236
234
232
230
228
226
LOW PT STA: 1151+63.11
LOW PT ELEV: 229.17
PVI STA:115+152.15
PVI ELEV:228.96
K:63.57
LVC: 99.94
LOW PT STA: 1155+43.23
LOW PT ELEV: 231.38
PVI STA:115+588.32
PVI ELEV:231.66
K:41.50
LVC:90.18
0.61%
2.79%
BVCS: 115+677.11
BVCE: 234.13

| | | |

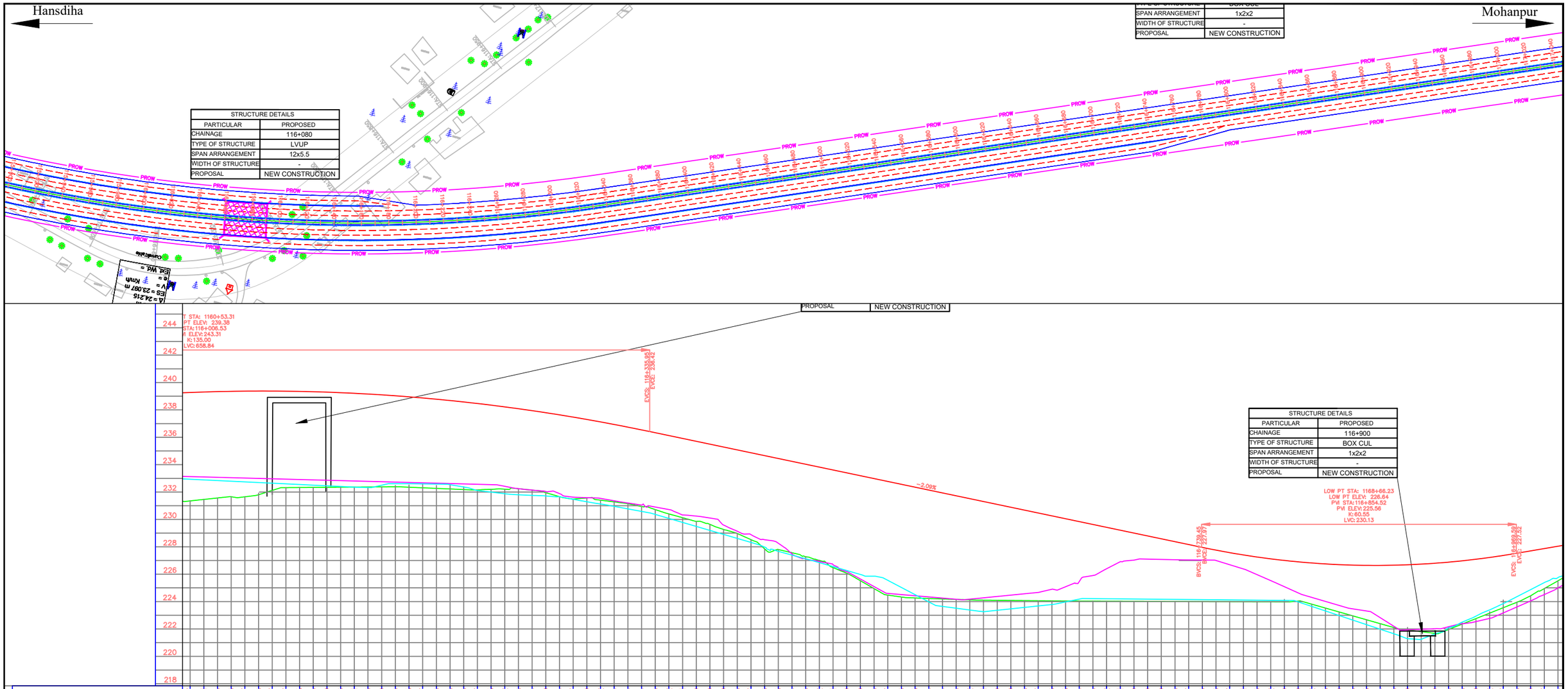

LEGEND :

EXISTING CARRIAGEWAY
HUT
MANHOLE
OFC LINE
ELECTRIC POLE
LP LAMP POST
SIGN POST
TREE
MAIN GATE
BENCH MARK
HAND PUMP
KILOMETER POST
TRANSFORMER
CULVERT

PLAN :
PRO. CENTER LINE
PRO. ROAD EDGE
PRO.SHOULDER EDGE
PRO. ROW
PRO. TOE LEVEL

PROPOSED PROFILE :
DESIGN RL (MC01)
EXISTING GL/RL
LEFT TOE LEVEL (IA01)
RIGHT TOE LEVEL (IA01)

REV	DATE	DESCRIPTION OF REVISION

SCALE :-

0 20 40 60 80 100

SCALE 1:2500

CLIENT:-

MORTH Government of India

MINISTRY OF ROAD TRANSPORT & HIGHWAYS
ROADS & BUILDINGS DEPARTMENT

CONSULTANT:-

M/s Marc Technocrats Pvt. Ltd with Asian Geotech research service

PROJECT:-

Consultancy Services for Prepration of Detailed Project Report for Devlopment of NH-133 from km 92+380 to km 129+370 in Dumka and Deoghar District in the state of Jharkhand

TITLE:- PLAN & PROFILE

CHAINAGE:- (Ch:116+000 - 117+000)

Drawing No:

Date : Feb 2025

Sheet :

DRAWN(A)	DESIGN (B)	CHECK (C)	APPROVED (D)

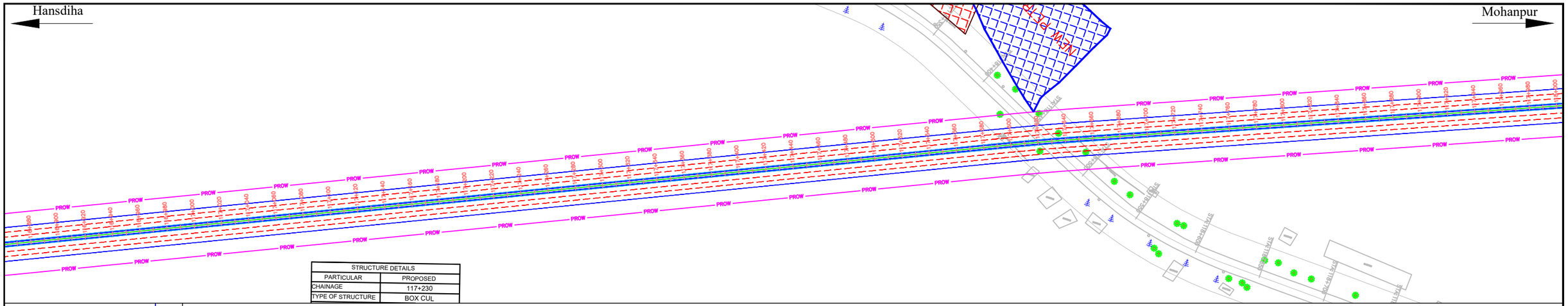

STRUCTURE DETAILS	
PARTICULAR	PROPOSED
CHAINAGE	117+230
TYPE OF STRUCTURE	BOX CUL

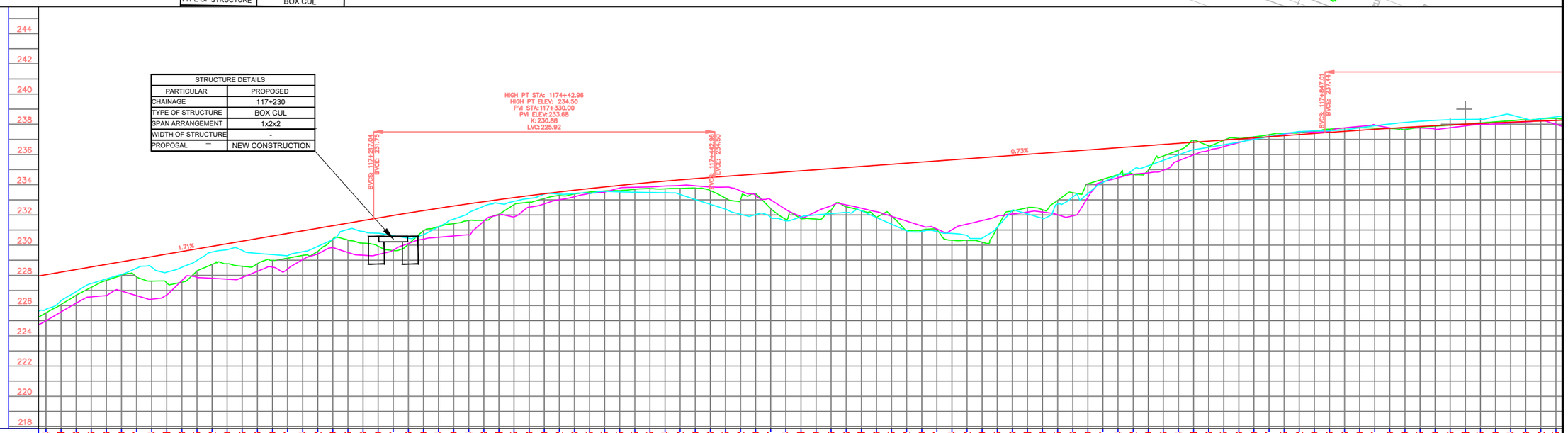

STRUCTURE DETAILS	
PARTICULAR	PROPOSED
CHAINAGE	117+230
TYPE OF STRUCTURE	BOX CUL
SPAN ARRANGEMENT	1x2x2
WIDTH OF STRUCTURE	-
PROPOSAL	NEW CONSTRUCTION

CHAINAGE	PROPOSED LEVEL	EXISTING LEVEL	LEVEL DIFFRENCE	LEFT LEVEL	RIGHT LEVEL
117+000	228.04	226.59	1.46	226.75	226.46
117+010	228.21	227.18	1.04	227.29	227.06
117+020	228.38	227.76	0.62	227.87	227.65
117+030	228.56	228.23	0.32	228.46	227.90
117+040	228.73	228.19	0.54	228.50	227.90
117+050	228.90	228.21	0.69	228.50	227.9
117+060	229.07	228.36	0.71	228.55	228.16
117+070	229.24	228.61	0.62	228.81	228.42
117+080	229.41	228.87	0.54	229.07	228.66
117+090	229.58	229.50	0.08	229.37	229.55
117+100	229.75	229.87	-0.12	230.19	229.80
117+110	229.92	229.87	-0.13	230.45	229.65
117+120	230.09	229.99	0.11	230.33	229.64
117+130	230.26	229.97	0.29	230.32	229.62
117+140	230.43	229.96	0.47	230.31	229.53
117+150	230.60	229.82	0.78	230.29	229.33
117+160	230.77	229.62	1.16	230.12	229.33
117+170	230.94	229.83	1.12	229.95	229.70
117+180	231.12	230.20	0.91	230.33	230.10
117+190	231.29	230.61	0.67	230.72	230.5
117+200	231.46	231.02	0.43	231.13	230.92
117+210	231.63	231.12	0.51	231.43	230.8
117+220	231.80	230.96	0.84	231.27	230.65
117+230	231.97	230.90	1.06	231.17	230.64
117+240	232.13	230.95	1.18	231.22	230.73
117+250	232.29	231.00	1.29	231.26	230.9
117+260	232.44	231.04	1.40	231.31	231.22
117+270	232.59	231.28	1.31	231.35	231.53
117+280	232.74	231.60	1.13	231.67	231.85
117+290	232.88	231.92	0.96	231.99	231.85
117+300	233.01	232.24	0.77	232.31	232.18
117+310	233.15	232.59	0.56	232.64	232.6
117+320	233.28	233.09	0.18	233.07	233.1
117+330	233.40	234.08	-0.68	233.68	234.47
117+340	233.52	234.97	-1.45	235.19	234.76
117+350	233.63	235.22	-1.59	235.44	235.0
117+360	233.75	235.44	-1.69	235.66	235.2
117+370	233.85	235.64	-1.78	235.86	235.4
117+380	233.95	235.64	-1.68	235.89	235.39
117+390	234.05	235.46	-1.41	235.71	235.2
117+400	234.15	235.29	-1.14	235.54	235.09
117+410	234.24	235.37	-1.13	235.49	235.25
117+420	234.32	235.53	-1.21	235.65	235.40
117+430	234.40	235.68	-1.28	235.81	235.56
117+440	234.48	235.84	-1.36	235.96	235.72
117+450	234.55	235.99	-1.44	236.12	235.86
117+460	234.62	236.14	-1.52	236.27	235.42
117+470	234.70	235.35	-0.66	236.17	234.95
117+480	234.77	235.05	-0.29	235.29	234.9
117+490	234.84	235.07	-0.22	235.16	235.02
117+500	234.91	235.20	-0.29	235.25	235.16
117+510	234.99	235.34	-0.36	235.39	235.30
117+520	235.06	235.48	-0.42	235.53	235.37
117+530	235.13	235.54	-0.41	235.67	235.3
117+540	235.21	235.68	-0.36	235.72	235.44
117+550	235.28	235.70	-0.42	235.82	235.17
117+560	235.35	235.60	-0.25	235.96	235.36
117+570	235.42	235.79	-0.37	236.04	235.63
117+580	235.50	236.00	-0.50	236.38	235.79
117+590	235.57	236.23	-0.66	236.87	236.00
117+600	235.64	236.19	-0.55	236.35	236.22
117+610	235.72	236.41	-0.69	236.98	236.46
117+620	235.79	236.96	-1.17	237.09	236.83
117+630	235.86	237.09	-1.23	237.32	237.18
117+640	235.93	236.39	-0.45	236.66	235.30
117+650	236.01	236.28	-0.27	236.55	237.09
117+660	236.08	237.22	-1.14	237.37	237.10
117+670	236.15	237.00	-0.85	237.05	236.70
117+680	236.23	235.50	0.72	236.22	237.45
117+690	236.30	236.24	0.06	236.12	236.92
117+700	236.37	236.25	0.12	236.06	235.60
117+710	236.44	236.26	0.18	236.07	236.37
117+720	236.52	236.26	0.25	236.11	236.46
117+730	236.59	236.27	0.32	236.35	236.46
117+740	236.66	236.27	0.39	236.58	236.47
117+750	236.74	236.28	0.46	237.03	236.47
117+760	236.81	236.28	0.53	237.49	236.47
117+770	236.88	236.50	0.38	237.88	236.48
117+780	236.95	236.73	0.22	238.06	236.49
117+790	237.03	237.17	-0.15	238.25	236.49
117+800	237.10	237.63	-0.53	237.90	236.65
117+810	237.17	238.09	-0.91	237.40	236.89
117+820	237.25	238.45	-1.21	236.90	237.32
117+830	237.32	238.64	-1.32	236.63	237.77
117+840	237.39	238.75	-1.36	236.62	238.22
117+850	237.46	238.25	-0.79	236.61	239.03
117+860	237.53	237.75	-0.21	236.72	239.2
117+870	237.60	237.24	0.36	236.83	239.10
117+880	237.67	236.75	0.92	236.94	238.60
117+890	237.73	236.74	0.99	237.05	238.09
117+900	237.79	236.73	1.06	237.15	237.59
117+910	237.85	236.73	1.12	237.26	237.05
117+920	237.90	236.72	1.18	237.37	236.86
117+930	237.96	236.80	1.15	237.45	236.85
117+940	238.01	236.91	1.09	237.42	236.85
117+950	238.05	237.02	1.03	237.40	236.84
117+960	238.10	237.13	0.97	237.35	236.83
117+970	238.14	237.24	0.90	237.38	236.89
117+980	238.18	237.35	0.83	237.45	237.00
117+990	238.22	237.45	0.76	237.35	237.09
118+000	238.25	237.45	0.80	237.35	237.09

Vertical Geometry: 652.22K=230.881, 1.71%, 0.73%

Horizontal Geometry: L=9.17; L=35.00 R=1500.00 L=35.00; T=9.17

Superelevation

LEGEND :

EXISTING CARRIAGEWAY, HUT, MANHOLE, OFC LINE, ELECTRIC POLE, LAMP POST, SIGN POST, TREE, MAIN GATE, BENCH MARK, HAND PUMP, KILOMETER POST, TRANSFORMER, CULVERT

PLAN : PRO. CENTER LINE, PRO. ROAD EDGE, PRO.SHOULDER EDGE, PRO. ROW, PRO. TOE LEVEL

PROPOSED PROFILE : DESIGN RL (MC01), EXISTING GL/RL, LEFT TOE LEVEL (IA01), RIGHT TOE LEVEL (IA01)

REV	DATE	DESCRIPTION OF REVISION

SCALE :- 0 20 40 60 80 100 — SCALE 1:2500

CLIENT:- MORTH Government of India — MINISTRY OF ROAD TRANSPORT & HIGHWAYS, ROADS & BUILDINGS DEPARTMENT

CONSULTANT:- M/s Marc Technocrats Pvt. Ltd with Asian Geotech research service

PROJECT:- Consultancy Services for Prepration of Detailed Project Report for Devlopment of NH-133 from km 92+380 to km 129+370 in Dumka and Deoghar District in the state of Jharkhand

TITLE:- PLAN & PROFILE

CHAINAGE:- (Ch:117+000 - 118+000)

Drawing No:

Date : Feb 2025 | Sheet :

DRAWN(A)	DESIGN (B)	CHECK (C)	APPROVED (D)

Hansdiha → Mohanpur

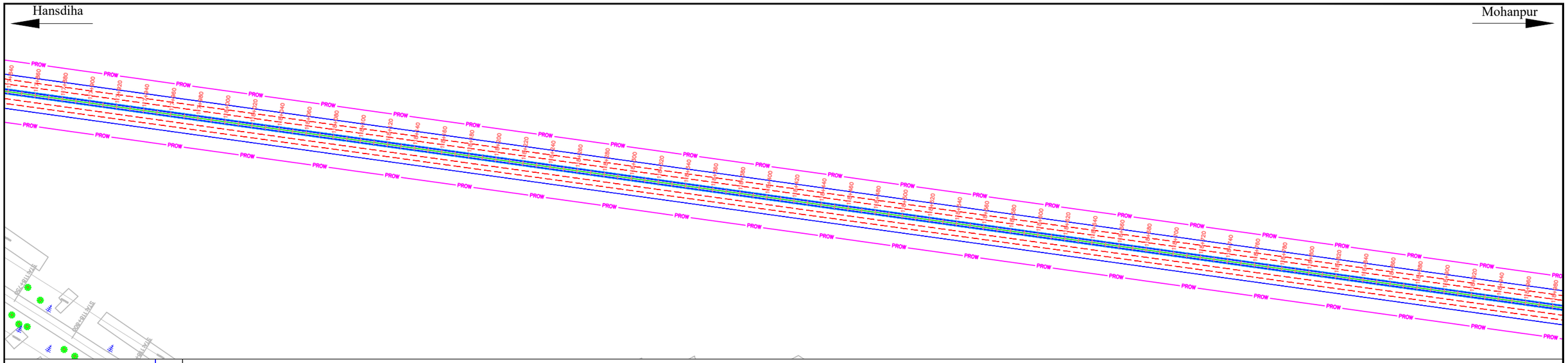

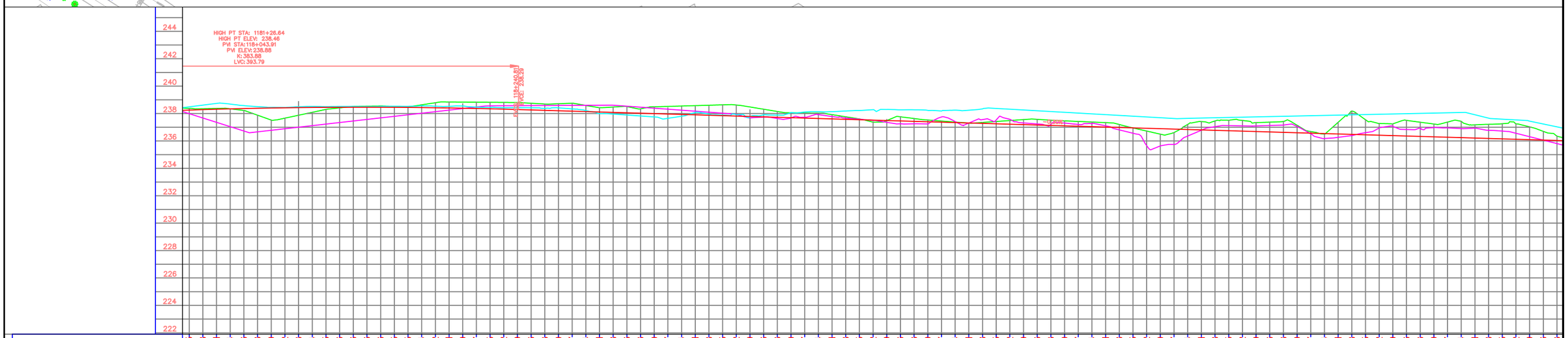

PROPOSED LEVEL	238.25, 238.28, 238.31, 238.34, 238.36, 238.38, 238.40, 238.42, 238.43, 238.44, 238.45, 238.46, 238.46, 238.46, 238.45, 238.44, 238.42, 238.41, 238.39, 238.37, 238.35, 238.32, 238.29, 238.26, 238.23, 238.20, 238.17, 238.14, 238.11, 238.08, 238.06, 238.03, 238.00, 237.97, 237.94, 237.91, 237.88, 237.85, 237.82, 237.79, 237.76, 237.73, 237.70, 237.67, 237.64, 237.61, 237.58, 237.55, 237.52, 237.49, 237.46, 237.43, 237.40, 237.37, 237.34, 237.31, 237.28, 237.25, 237.22, 237.19, 237.16, 237.13, 237.10, 237.07, 237.04, 237.01, 236.98, 236.95, 236.92, 236.90, 236.87, 236.84, 236.81, 236.78, 236.75, 236.72, 236.69, 236.66, 236.63, 236.60, 236.57, 236.54, 236.51, 236.48, 236.45, 236.42, 236.39, 236.36, 236.33, 236.30, 236.27, 236.24, 236.21, 236.18, 236.15, 236.12, 236.09, 236.06, 236.03
EXISTING LEVEL	237.45, 237.44, 237.42, 237.41, 237.39, 237.37, 237.36, 237.34, 237.33, 237.31, 237.29, 237.28, 237.28, 237.34, 237.39, 237.45, 237.49, 237.48, 237.47, 237.46, 237.45, 237.43, 237.42, 237.41, 237.40, 237.39, 237.38, 237.37, 237.36, 237.35, 237.34, 237.33, 237.32, 237.31, 237.30, 237.29, 237.28, 237.27, 237.26, 237.25, 237.24, 237.21, 237.16, 237.11, 237.06, 237.01, 236.96, 236.92, 236.87, 236.82, 236.77, 236.72, 236.67, 236.62, 236.57, 236.52, 236.47, 236.42, 236.37, 236.33, 236.28, 236.23, 236.18, 236.13, 236.09, 236.04, 235.99, 235.94, 235.89, 235.84, 235.79, 235.74, 235.69, 235.65, 235.60, 235.55, 235.50, 235.45, 235.40, 235.35, 235.32, 235.27, 235.22, 235.17, 235.12, 235.07, 235.02, 235.02, 235.02

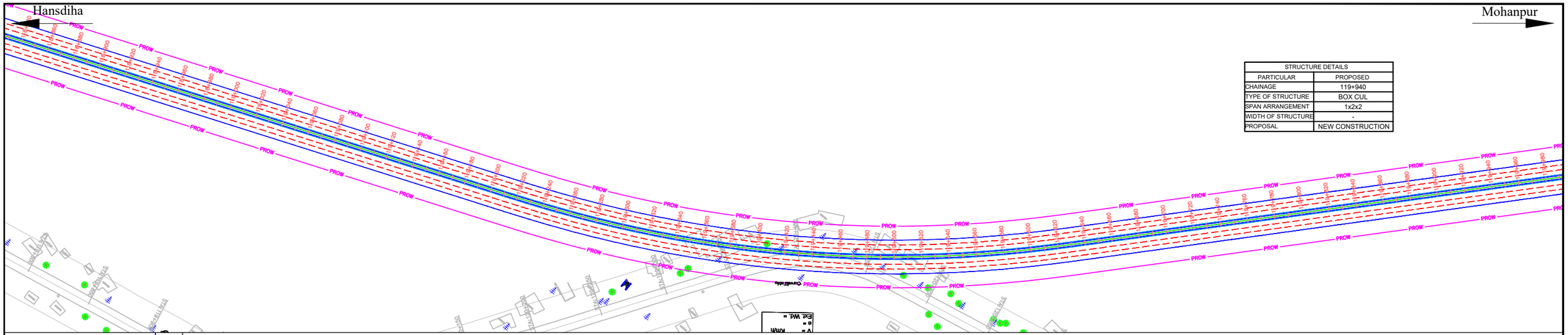

STRUCTURE DETAILS	
PARTICULAR	PROPOSED
CHAINAGE	119+940
TYPE OF STRUCTURE	BOX CUL
SPAN ARRANGEMENT	1x2x2
WIDTH OF STRUCTURE	-
PROPOSAL	NEW CONSTRUCTION

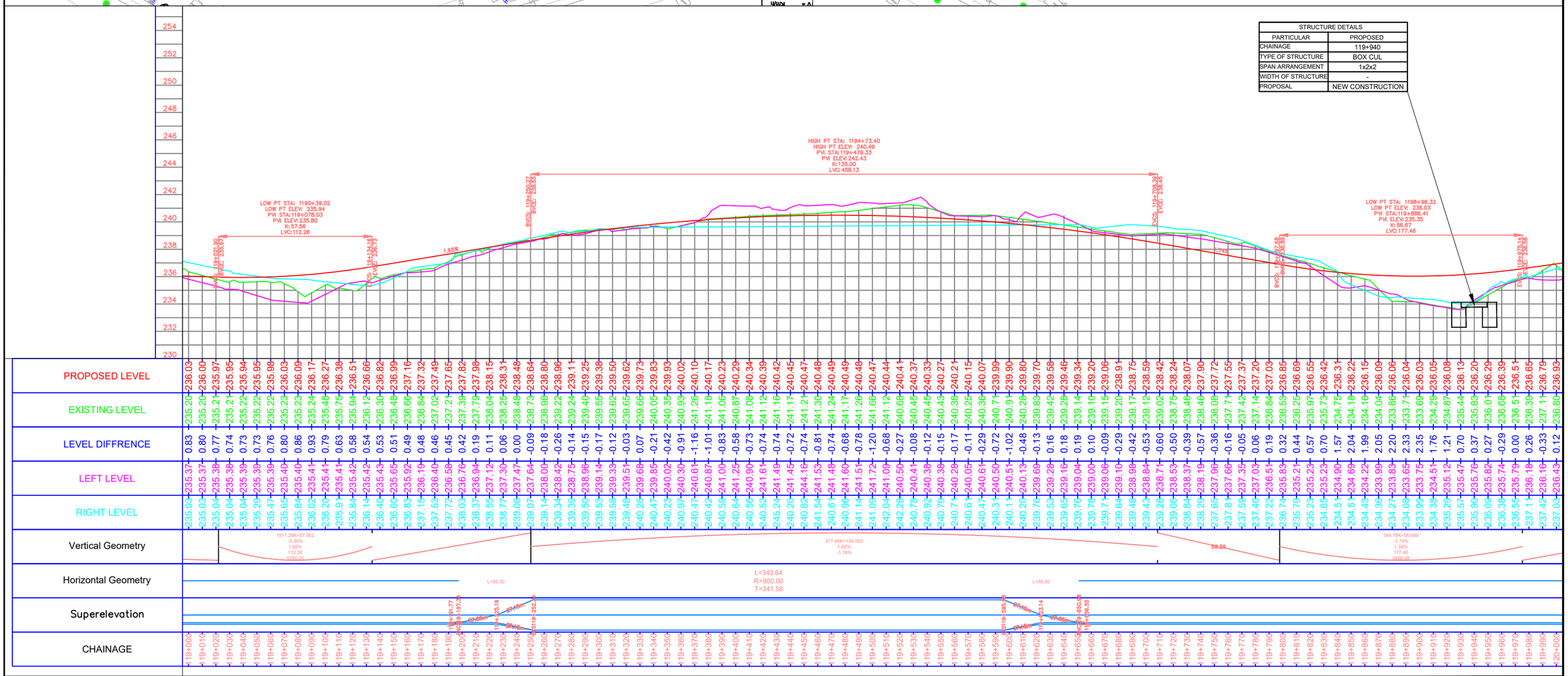

STRUCTURE DETAILS	
PARTICULAR	PROPOSED
CHAINAGE	119+940
TYPE OF STRUCTURE	BOX CUL
SPAN ARRANGEMENT	1x2x2
WIDTH OF STRUCTURE	-
PROPOSAL	NEW CONSTRUCTION

LEGEND :

EXISTING CARRIAGEWAY, HUT, MANHOLE, OFC LINE, ELECTRIC POLE, LAMP POST, SIGN POST, TREE, MAIN GATE, BENCH MARK, HAND PUMP, KILOMETER POST, TRANSFORMER, CULVERT

PLAN :
PRO. CENTER LINE
PRO. ROAD EDGE
PRO.SHOULDER EDGE
PRO. ROW
PRO. TOE LEVEL

PROPOSED PROFILE :
DESIGN RL (MC01)
EXISTING GL/RL
LEFT TOE LEVEL (IA01)
RIGHT TOE LEVEL (IA01)

REV	DATE	DESCRIPTION OF REVISION

SCALE :-

0 20 40 60 80 100

SCALE 1: 2500

CLIENT:-

MORTH Government of India

MINISTRY OF ROAD TRANSPORT & HIGHWAYS
ROADS & BUILDINGS DEPARTMENT

CONSULTANT:-

M/s Marc Technocrats Pvt. Ltd with Asian Geotech research service

PROJECT:-

Consultancy Services for Prepration of Detailed Project
Report for Devlopment of NH-133 from km 92+380 to km 129+370 in Dumka and Deoghar District in
the state of Jharkhand

TITLE:-
PLAN & PROFILE

CHAINAGE:-
(Ch:119+000 - 120+000)

Drawing No:

Date : Feb 2025 **Sheet :**

DRAWN(A)	DESIGN (B)	CHECK (C)	APPROVED (D)

Hansdiha

Mohanpur

STRUCTURE DETAILS	
PARTICULAR	PROPOSED
CHAINAGE	120+440
TYPE OF STRUCTURE	BOX CUL
SPAN ARRANGEMENT	1x2x2
WIDTH OF STRUCTURE	-
PROPOSAL	NEW CONSTRUCTION

STRUCTURE DETAILS	
PARTICULAR	PROPOSED
CHAINAGE	120+740
TYPE OF STRUCTURE	BOX CUL
SPAN ARRANGEMENT	1x2x2
WIDTH OF STRUCTURE	-
PROPOSAL	NEW CONSTRUCTION

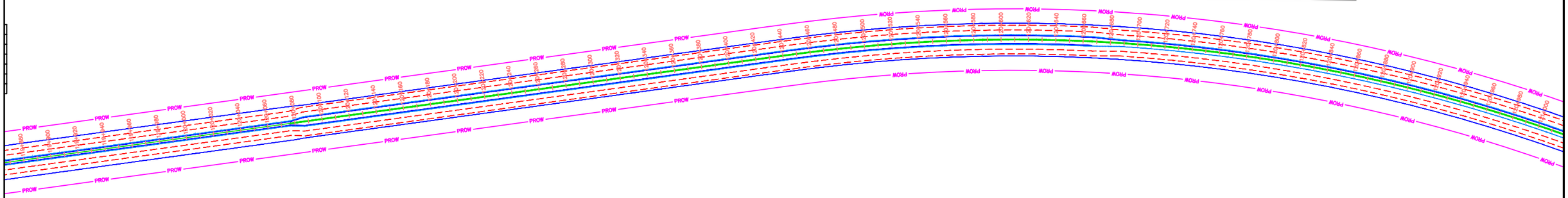

STRUCTURE DETAILS	
PARTICULAR	PROPOSED
CHAINAGE	120+440
TYPE OF STRUCTURE	BOX CUL
SPAN ARRANGEMENT	1x2x2
WIDTH OF STRUCTURE	
PROPOSAL	NEW CONSTRUCTION

STRUCTURE DETAILS	
PARTICULAR	PROPOSED
CHAINAGE	120+740
TYPE OF STRUCTURE	BOX CUL
SPAN ARRANGEMENT	1x2x2
WIDTH OF STRUCTURE	-
PROPOSAL	NEW CONSTRUCTION

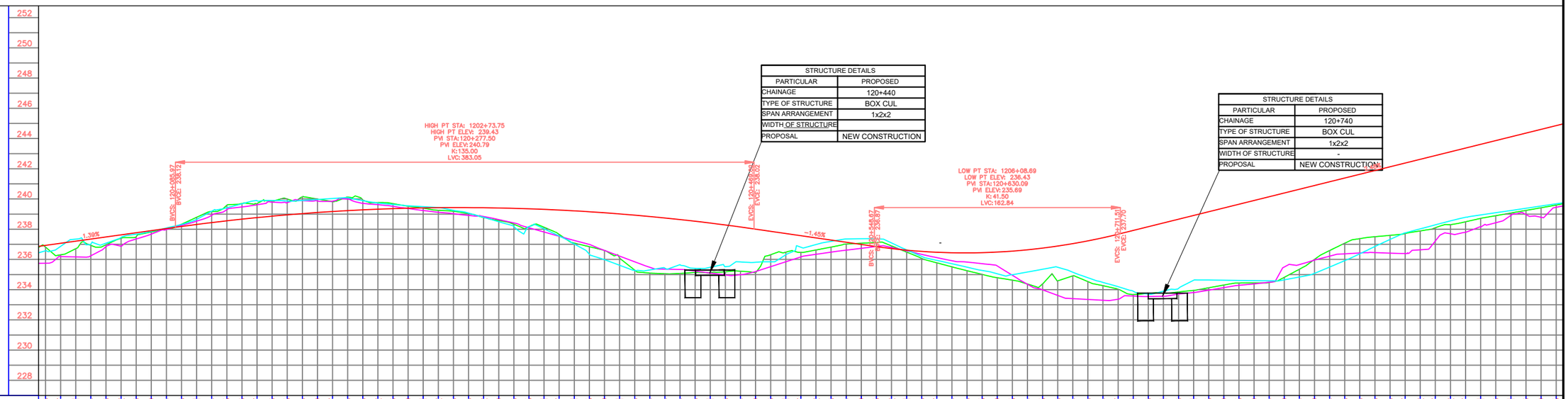

PROPOSED LEVEL	236.93 236.80 237.07 237.14 237.21 237.34 237.48 237.62 237.76 238.04 238.18 238.31 238.44 238.55 238.66 238.95 239.03 239.10 239.17 239.23 239.36 239.39 239.41 239.42 239.43 239.42 239.40 239.38 239.35 239.31 239.27 239.21 239.15 239.09 239.01 238.93 238.74 238.64 238.53 238.41 238.28 238.14 238.00 237.86 237.71 237.57 237.42 237.28 237.14 237.00 236.85 236.72 236.53 236.47 236.44 236.43 236.42 236.41 236.40 236.39 236.38 236.37 236.36 236.35 236.34 236.33 236.32 236.31 236.30 236.29 236.28 236.27 236.26 236.25 236.24 236.23 236.22 236.21 236.20 236.19 236.18 236.17 236.16 236.15 236.14 236.13 236.12 236.11 236.10 236.09 236.08 236.07 236.06 236.05

Hansdiha

Mohanpur

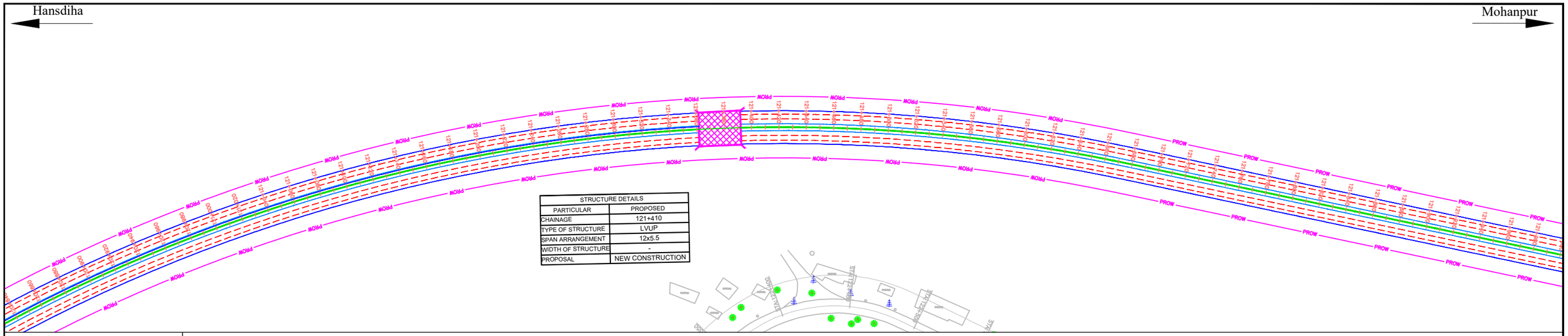

STRUCTURE DETAILS	
PARTICULAR	PROPOSED
CHAINAGE	121+410
TYPE OF STRUCTURE	LVUP
SPAN ARRANGEMENT	12x5.5
WIDTH OF STRUCTURE	-
PROPOSAL	NEW CONSTRUCTION

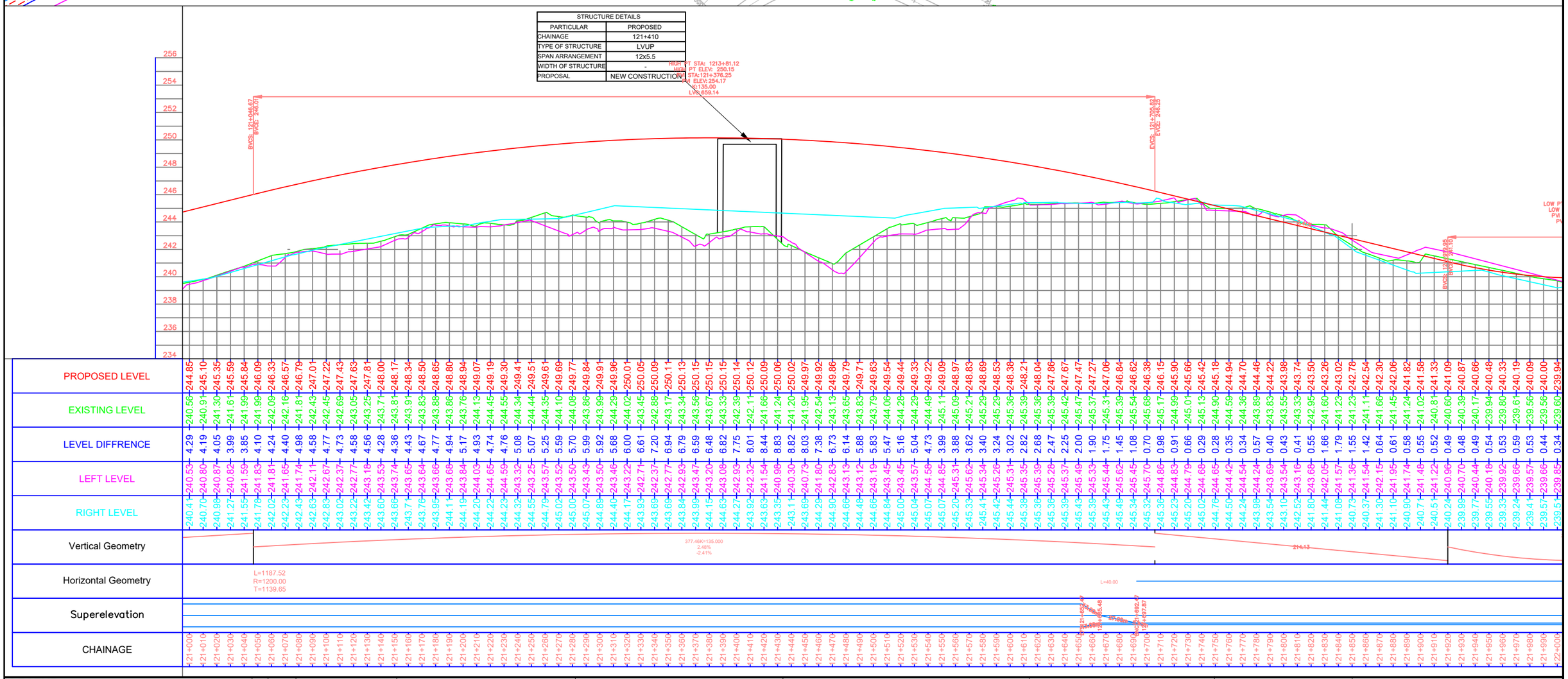

STRUCTURE DETAILS	
PARTICULAR	PROPOSED
CHAINAGE	121+410
TYPE OF STRUCTURE	LVUP
SPAN ARRANGEMENT	12x5.5
WIDTH OF STRUCTURE	-
PROPOSAL	NEW CONSTRUCTION

LEGEND :

EXISTING CARRIAGEWAY, HUT, MANHOLE, OFC LINE, ELECTRIC POLE, LAMP POST, SIGN POST, TREE, MAIN GATE, BENCH MARK, HAND PUMP, KILOMETER POST, TRANSFORMER, CULVERT

PLAN : PRO. CENTER LINE, PRO. ROAD EDGE, PRO.SHOULDER EDGE, PRO. ROW, PRO. TOE LEVEL

PROPOSED PROFILE : DESIGN RL (MC01), EXISTING GL/RL, LEFT TOE LEVEL (IA01), RIGHT TOE LEVEL (IA01)

REV	DATE	DESCRIPTION OF REVISION

SCALE :-

0 20 40 60 80 100

SCALE 1:2500

CLIENT:-

MORTH Government of India

MINISTRY OF ROAD TRANSPORT & HIGHWAYS
ROADS & BUILDINGS DEPARTMENT

CONSULTANT:-

M/s Marc Technocrats Pvt. Ltd with Asian Geotech research service

PROJECT:-

Consultancy Services for Prepration of Detailed Project Report for Devlopment of NH-133 from km 92+380 to km 129+370 in Dumka and Deoghar District in the state of Jharkhand

TITLE:- PLAN & PROFILE

CHAINAGE:- (Ch:121+000 - 122+000)

Drawing No:

Date : Feb 2025

Sheet :

DRAWN(A)	DESIGN (B)	CHECK (C)	APPROVED (D)

Hansdiha ← → Mohanpur

STRUCTURE DETAILS	
PARTICULAR	PROPOSED
CHAINAGE	122+120
TYPE OF STRUCTURE	BOX CUL
SPAN ARRANGEMENT	1x2x2
WIDTH OF STRUCTURE	-
PROPOSAL	NEW CONSTRUCTION

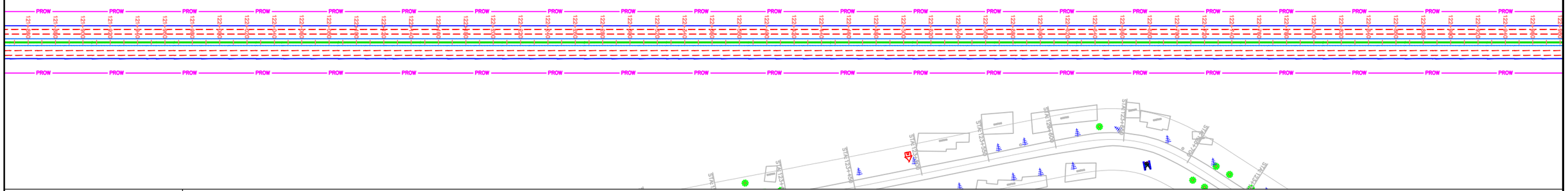

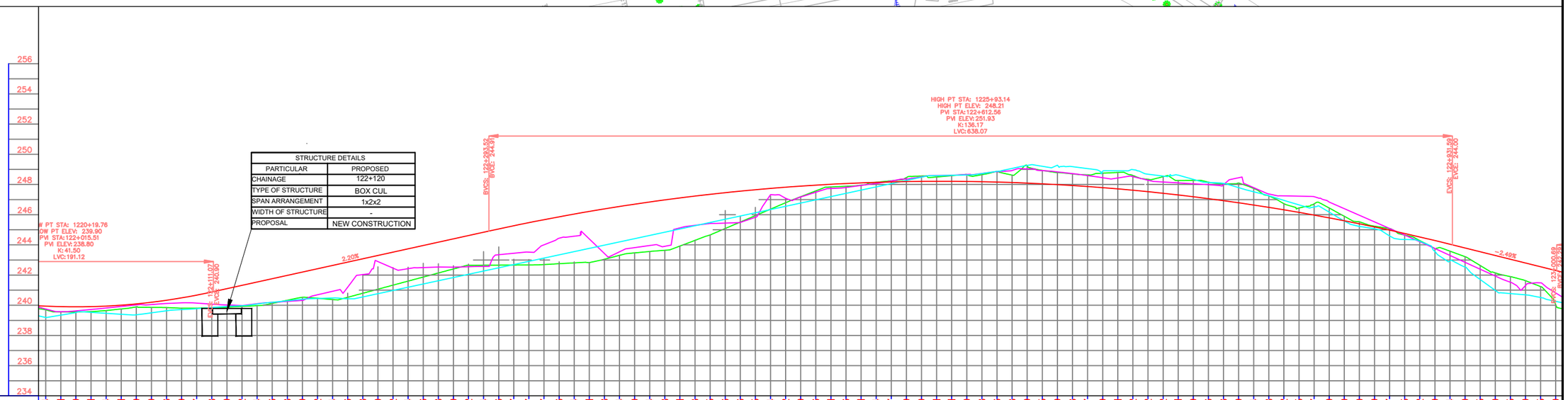

STRUCTURE DETAILS	
PARTICULAR	PROPOSED
CHAINAGE	122+120
TYPE OF STRUCTURE	BOX CUL
SPAN ARRANGEMENT	1x2x2
WIDTH OF STRUCTURE	-
PROPOSAL	NEW CONSTRUCTION

PROPOSED LEVEL	239.94, 239.91, 239.90, 239.91, 239.94, 240.01, 240.09, 240.33, 240.49, 240.67, 240.88, 241.10, 241.32, 241.54, 241.76, 241.98, 242.20, 242.42, 242.64, 242.86, 243.08, 243.30, 243.52, 243.74, 243.96, 244.18, 244.40, 244.62, 244.84, 245.06, 245.27, 245.47, 245.67, 245.86, 246.04, 246.21, 246.38, 246.54, 246.70, 246.84, 246.98, 247.11, 247.23, 247.35, 247.46, 247.56, 247.65, 247.74, 247.82, 247.89, 247.96, 248.01, 248.06, 248.11, 248.14, 248.17, 248.19, 248.20, 248.21, 248.20, 248.18, 248.16, 248.13, 248.09, 248.05, 248.01, 247.99, 247.93, 247.87, 247.79, 247.71, 247.62, 247.52, 247.42, 247.31, 247.19, 247.06, 246.93, 246.79, 246.64, 246.48, 246.32, 246.15, 245.97, 245.79, 245.60, 245.40, 245.19, 244.97, 244.75, 244.52, 244.29, 244.04, 243.80, 243.55, 243.30, 243.05, 242.80, 242.55, 242.30
EXISTING LEVEL	239.60, 239.69, 239.79, 239.86, 239.86, 239.83, 239.81, 239.82, 239.85, 239.89, 239.94, 240.00, 240.20, 240.41, 240.52, 240.39, 240.20, 240.04, 239.91, 239.82, 239.74, 239.64, 239.53, 239.47, 239.42, 239.39, 239.37, 239.35, 239.34, 239.34, 239.34

Hansdiha ← → Mohanpur

STRUCTURE DETAILS	
PARTICULAR	PROPOSED
CHAINAGE	123+040
TYPE OF STRUCTURE	BOX CUL
SPAN ARRANGEMENT	1x2x2
WIDTH OF STRUCTURE	-
PROPOSAL	NEW CONSTRUCTION

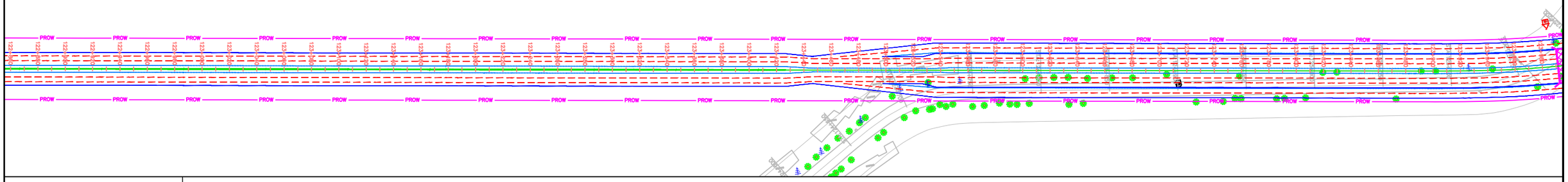

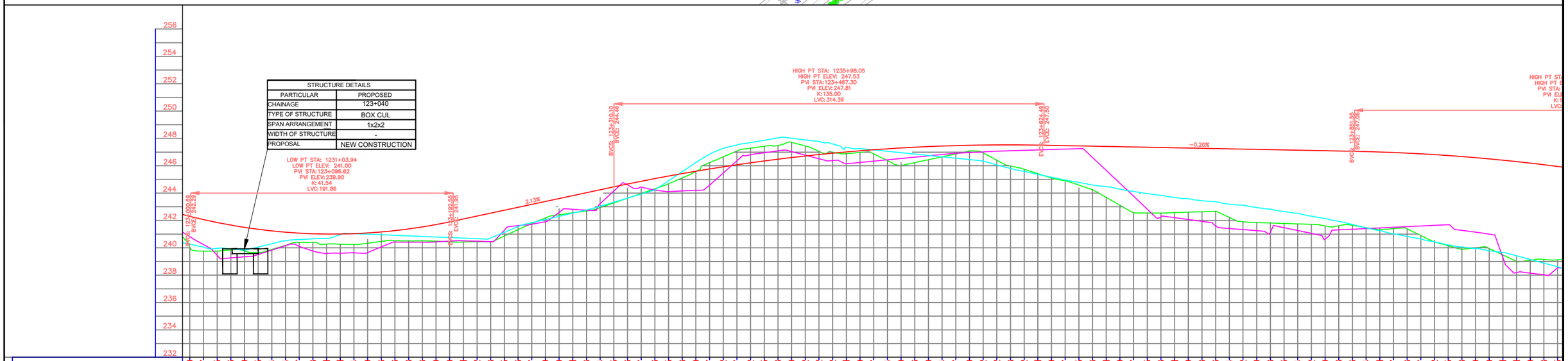

STRUCTURE DETAILS	
PARTICULAR	PROPOSED
CHAINAGE	123+040
TYPE OF STRUCTURE	BOX CUL
SPAN ARRANGEMENT	1x2x2
WIDTH OF STRUCTURE	-
PROPOSAL	NEW CONSTRUCTION

| | | |

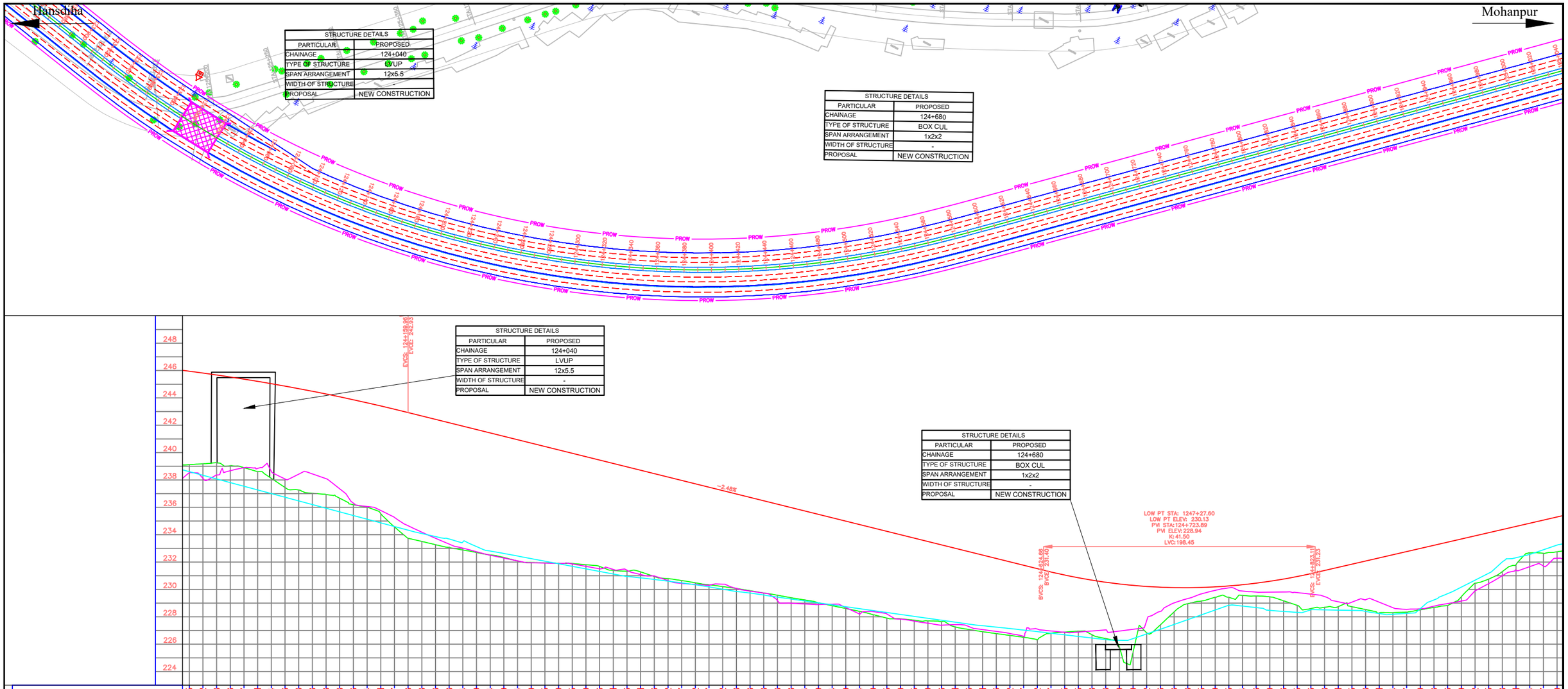



LEGEND :

EXISTING CARRIAGEWAY, HUT, MANHOLE, OFC LINE, ELECTRIC POLE, LAMP POST, SIGN POST, TREE, MAIN GATE, BENCH MARK, HAND PUMP, KILOMETER POST, TRANSFORMER, CULVERT

PLAN : PRO. CENTER LINE, PRO. ROAD EDGE, PRO.SHOULDER EDGE, PRO. ROW, PRO. TOE LEVEL

PROPOSED PROFILE : DESIGN RL (MC01), EXISTING GL/RL, LEFT TOE LEVEL (IA01), RIGHT TOE LEVEL (IA01)

REV	DATE	DESCRIPTION OF REVISION

SCALE :- 0 20 40 60 80 100 — SCALE 1:2500

CLIENT:- MORTH Government of India — MINISTRY OF ROAD TRANSPORT & HIGHWAYS, ROADS & BUILDINGS DEPARTMENT

CONSULTANT:- M/s Marc Technocrats Pvt. Ltd with Asian Geotech research service

PROJECT:- Consultancy Services for Prepration of Detailed Project Report for Devlopment of NH-133 from km 92+380 to km 129+370 in Dumka and Deoghar District in the state of Jharkhand

TITLE:- PLAN & PROFILE

CHAINAGE:- (Ch:124+000 - 125+000)

Drawing No:

Date : Feb 2025 **Sheet :**

DRAWN(A)	DESIGN (B)	CHECK (C)	APPROVED (D)

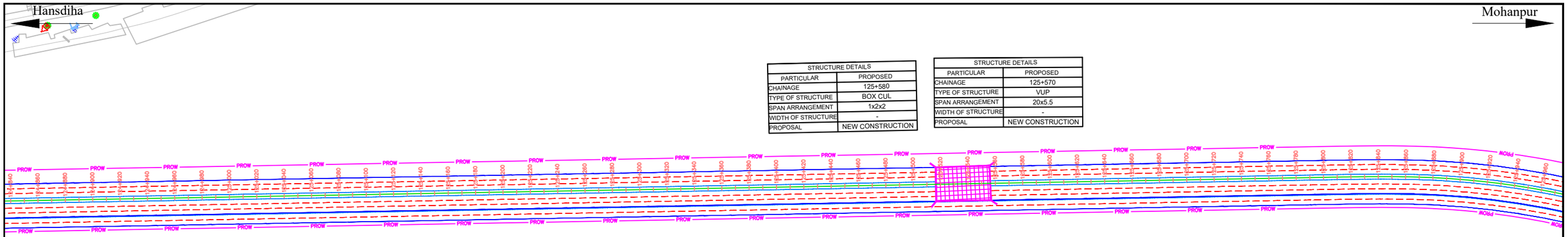

STRUCTURE DETAILS	
PARTICULAR	PROPOSED
CHAINAGE	125+580
TYPE OF STRUCTURE	BOX CUL
SPAN ARRANGEMENT	1x2x2
WIDTH OF STRUCTURE	-
PROPOSAL	NEW CONSTRUCTION

STRUCTURE DETAILS	
PARTICULAR	PROPOSED
CHAINAGE	125+570
TYPE OF STRUCTURE	VUP
SPAN ARRANGEMENT	20x5.5
WIDTH OF STRUCTURE	-
PROPOSAL	NEW CONSTRUCTION

STRUCTURE DETAILS	
PARTICULAR	PROPOSED
CHAINAGE	125+570
TYPE OF STRUCTURE	VUP
SPAN ARRANGEMENT	20x5.5
WIDTH OF STRUCTURE	-
PROPOSAL	NEW CONSTRUCTION

STRUCTURE DETAILS	
PARTICULAR	PROPOSED
CHAINAGE	125+580
TYPE OF STRUCTURE	BOX CUL
SPAN ARRANGEMENT	1x2x2
WIDTH OF STRUCTURE	-
PROPOSAL	NEW CONSTRUCTION

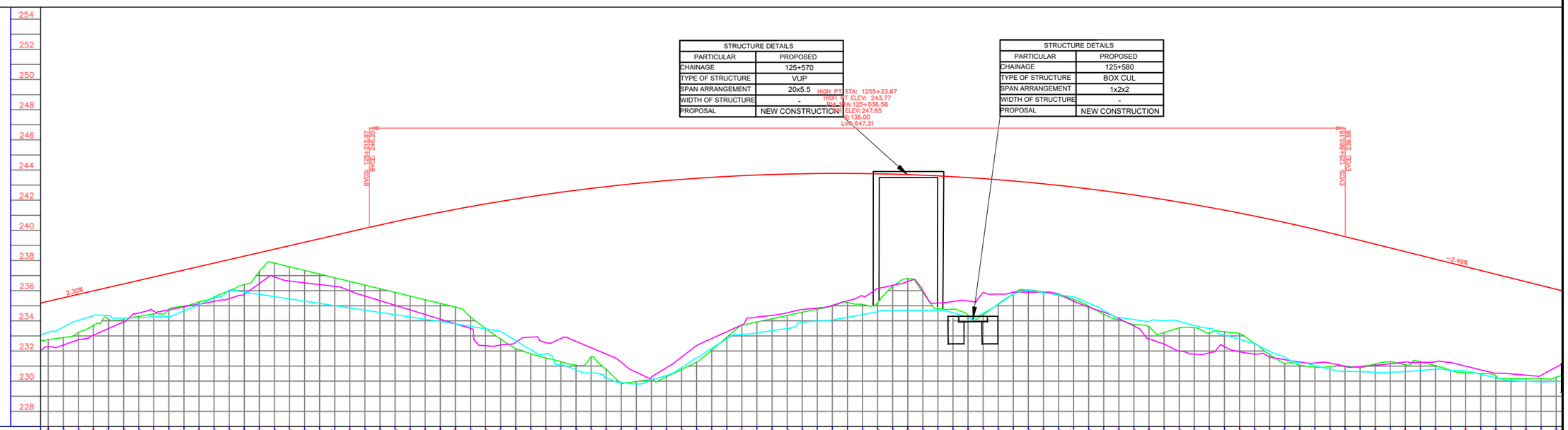

PROPOSED LEVEL	235.30, 235.53, 235.76, 235.99, 236.22, 236.45, 236.68, 236.91, 237.14, 237.37, 237.60, 237.83, 238.06, 238.29, 238.52, 238.75, 238.98, 239.21, 239.44, 239.67, 239.90, 240.13, 240.36, 240.58, 240.81, 241.04, 241.27, 241.50, 241.73, 241.96, 242.19, 242.42, 242.65, 242.88, 243.11, 243.34, 243.57, 243.80, 244.03, 244.26,



STRUCTURE DETAILS	
PARTICULAR	PROPOSED
CHAINAGE	126+020
TYPE OF STRUCTURE	BOX CUL
SPAN ARRANGEMENT	1x2x2
WIDTH OF STRUCTURE	-
PROPOSAL	NEW CONSTRUCTION

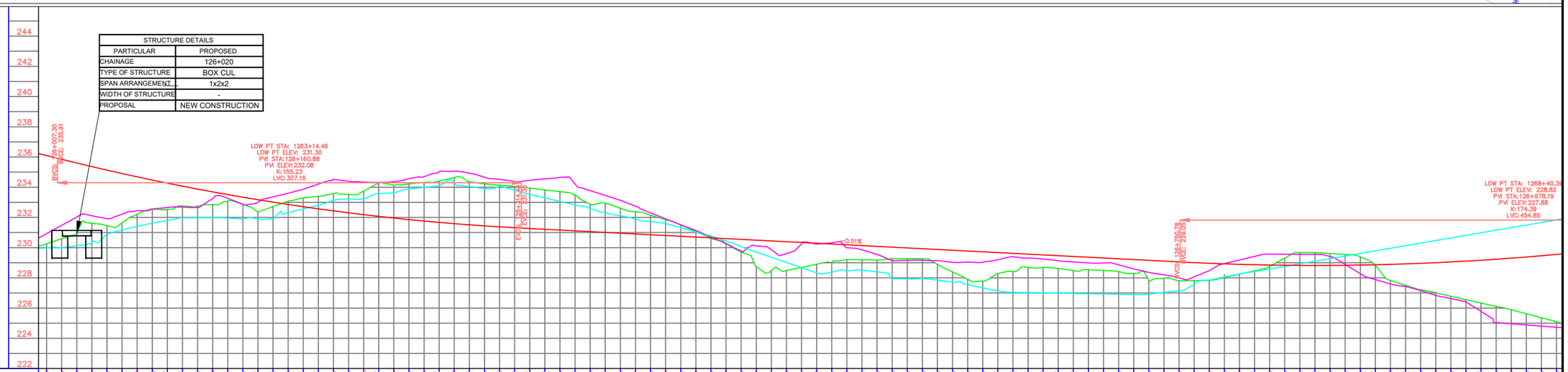

STRUCTURE DETAILS	
PARTICULAR	PROPOSED
CHAINAGE	126+020
TYPE OF STRUCTURE	BOX CUL
SPAN ARRANGEMENT	1x2x2
WIDTH OF STRUCTURE	-
PROPOSAL	NEW CONSTRUCTION

PROPOSED LEVEL	236.09, 235.85, 235.60, 235.36, 235.13, 234.91, 234.69, 234.48, 234.27, 234.07, 233.88, 233.69, 233.51, 233.34, 233.17, 233.01, 232.86, 232.71, 232.57, 232.43, 232.31, 232.18, 232.07, 231.96, 231.86, 231.76, 231.67, 231.59, 231.51, 231.44, 231.38, 231.32, 231.27, 231.22, 231.16, 231.11, 231.06, 231.01, 230.96, 230.91, 230.86, 230.80, 230.75, 230.70, 230.65, 230.60, 230.55, 230.50, 230.44, 230.39, 230.34, 230.29, 230.24, 230.19, 230.14, 230.08, 230.03, 229.98, 229.93, 229.88, 229.83, 229.78, 229.73, 229.67, 229.62, 229.57, 229.52, 229.47, 229.42, 229.37, 229.31, 229.26, 229.21, 229.16, 229.11, 229.06, 229.01, 228.96, 228.93, 228.90, 228.87, 228.85, 228.83, 228.82, 228.83, 228.85, 228.87, 228.89, 228.92, 229.00, 229.05, 229.11, 229.17, 229.23, 229.30, 229.38, 229.46, 229.55
EXISTING LEVEL	231.58, 231.37, 231.90, 232.37, 232.53, 232.54, 232.73, 232.82, 232.85, 232.73, 232.49, 232.85, 233.14, 233.33, 233.44, 233.55, 232.86, 232.85, 233.14, 233.33, 233.44, 233.51, 233.70, 233.99, 234.33, 234.37, 234.32, 234.32, 234.41, 234.63, 234.83, 235.06, 235.04, 234.86, 234.58, 234.48, 234.37, 234.49, 234.58, 234.67, 233.20, 232.91, 232.48, 232.22, 232.05, 231.79, 231.68, 231.50, 231.23, 230.93, 230.65, 230.32, 229.93, 229.59, 229.81, 227.48, 227.25, 227.08, 227.35, 227.95, 228.47, 228.25, 228.49, 228.47, 228.36, 227.93, 227.81, 228.13, 228.32, 228.49, 229.05, 229.77, 230.14, 230.88, 232.02, 229.87, 229.41, 229.24, 228.57, 228.28, 228.43, 228.82, 227.96, 226.37, 227.77, 225.45, 225.19, 224.92, 224.65, 224.39, 224.70, 224.79
LEVEL DIFFRENCE	4.52, 4.48, 3.70, 2.99, 2.60, 2.37, 1.95, 1.66, 1.42, 0.99, 1.15, 1.20, 0.67, 0.20, -0.16, -0.43, -0.69, -0.80, -1.37, -1.82, -1.86, -2.08, -2.25, -2.53, -2.83, -2.55, -2.52, -2.52, -2.50, -2.46, -2.41, -2.35, -1.67, -1.68, -1.37, -1.28, -1.03, -0.80, -0.43, -0.05, 0.29, 0.71, 0.51, 2.16, 1.93, 1.99, 1.73, 1.47, 1.27, 1.14, 1.10, 1.04, 0.92, 0.87, 0.82, 1.35, 2.18, 1.98, 1.46, 1.23, 1.08, 0.99, 1.05, 1.13, 1.00, 0.99, 0.43, 0.46, 1.39, 1.71, 0.47, 0.42, 0.72, 2.24, 2.61, 3.31, 3.64, 3.97, 4.30, 4.64, 4.99, 5.34
LEFT LEVEL	232.04, 231.98, 232.36, 232.59, 232.69, 232.67, 232.83, 233.44, 233.12, 232.85, 233.22, 233.44, 233.70, 233.99, 234.33, 234.37, 234.32, 234.32, 234.41, 234.83, 235.06, 235.04, 234.86, 234.58, 234.48, 234.37, 234.49, 234.58, 234.67, 233.97, 233.34, 233.22, 233.05, 233.00, 232.72, 232.56, 232.16, 231.76, 231.38, 230.98, 230.65, 230.55, 230.09, 229.91, 230.09, 230.09, 229.72, 230.37, 230.26, 230.38, 229.97, 229.75, 229.41, 229.92, 229.17, 229.15, 229.10, 229.02, 228.84, 228.54, 228.41, 228.33, 228.97, 230.48, 231.70, 230.17, 230.09, 230.04, 229.66, 229.45, 229.12, 228.84, 228.54, 228.41, 228.33, 228.97, 229.30, 229.21, 229.10, 229.45, 229.97, 229.75, 229.02, 228.29, 228.14, 228.41, 228.33, 228.97, 230.48, 230.17, 230.09, 230.04, 229.66, 229.45, 229.12, 228.84, 228.54, 228.41, 228.33, 228.97, 229.30, 229.21, 229.10, 229.45, 229.97, 229.75, 229.02, 228.29, 228.14, 228.41, 228.33, 228.97, 230.48, 231.70



STRUCTURE DETAILS	
PARTICULAR	PROPOSED
CHAINAGE	127+040
TYPE OF STRUCTURE	SLAB MNB
SPAN ARRANGEMENT	1X8
WIDTH OF STRUCTURE	
PROPOSAL	NEW CONSTRUCTION

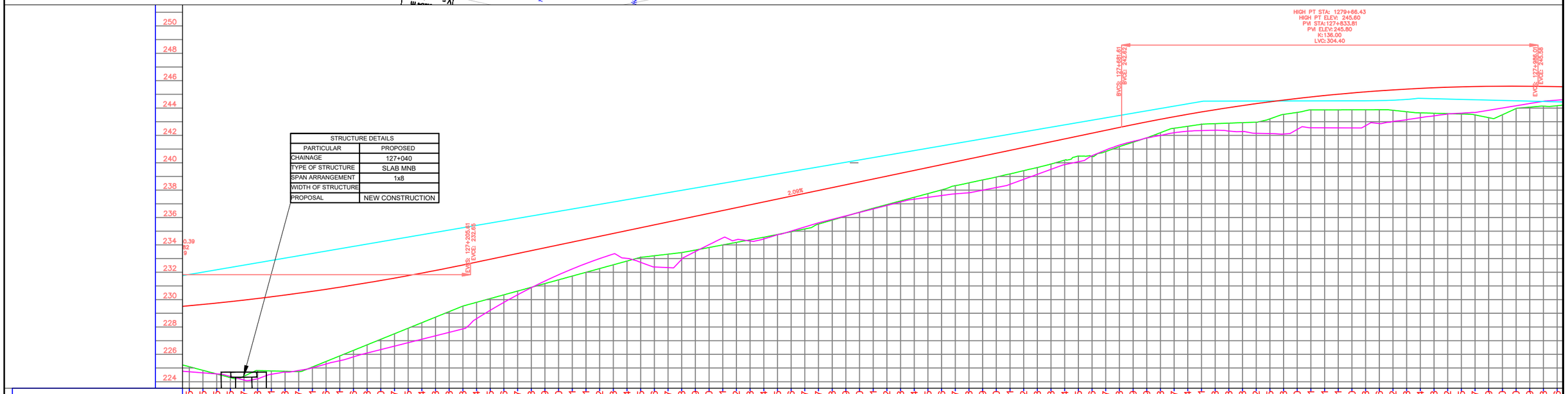

STRUCTURE DETAILS	
PARTICULAR	PROPOSED
CHAINAGE	127+040
TYPE OF STRUCTURE	SLAB MNB
SPAN ARRANGEMENT	1x8
WIDTH OF STRUCTURE	
PROPOSAL	NEW CONSTRUCTION

CHAINAGE	PROPOSED LEVEL	EXISTING LEVEL	LEVEL DIFFRENCE	LEFT LEVEL	RIGHT LEVEL
127+000	229.55	224.22	5.34	224.70	224.29
127+010	229.65	224.57	5.08	224.92	224.09
127+020	229.75	226.28	3.47	224.75	224.34
127+030	229.85	227.08	2.78	228.70	224.60
127+040	229.97	227.14	2.83	229.94	224.71
127+050	230.08	224.88	5.20	227.93	224.88
127+060	230.21	225.45	4.76	229.85	225.11
127+070	230.33	227.40	2.93	229.72	225.40
127+080	230.47	229.64	0.83	229.66	225.62
127+090	230.61	229.84	0.77	229.67	225.93
127+100	230.76	230.42	0.33	229.74	232.18
127+110	230.91	231.00	-0.09	229.85	231.67
127+120	231.06	231.87	-0.81	230.14	231.15
127+130	231.23	230.02	1.21	230.37	230.61
127+140	231.40	229.99	1.40	230.60	229.93
127+150	231.57	230.45	1.12	230.72	229.40
127+160	231.75	231.19	0.56	230.88	228.60
127+170	231.94	229.71	2.23	230.94	228.05
127+180	232.13	230.82	1.31	233.50	228.83
127+190	232.33	231.19	1.13	235.74	229.43
127+200	232.53	231.82	0.71	232.12	230.00
127+210	232.74	232.90	-0.16	234.23	230.54
127+220	232.95	233.96	-1.02	235.74	231.05
127+230	233.16	234.87	-1.71	236.78	231.53
127+240	233.37	235.32	-1.96	236.24	231.97
127+250	233.58	235.02	-1.44	236.22	232.38
127+260	233.79	234.42	-0.63	234.7	232.77
127+270	234.00	234.34	-0.35	235.22	233.12
127+280	234.21	234.22	-0.01	235.40	233.21
127+290	234.41	233.56	0.86	236.36	232.94
127+300	234.62	233.84	0.79	238.50	232.59
127+310	234.83	234.18	0.66	238.6	232.37
127+320	235.04	234.03	1.02	236.26	232.32
127+330	235.25	233.78	1.47	233.86	233.19
127+340	235.46	235.17	0.29	234.97	233.69
127+350	235.67	236.36	-0.69	235.7	234.19
127+360	235.88	235.80	0.08	235.52	234.47
127+370	236.09	234.81	1.28	235.32	234.96
127+380	236.30	236.09	0.21	235.91	234.28
127+390	236.51	235.12	1.38	236.18	234.54
127+400	236.72	235.26	1.46	236.34	234.81
127+410	236.93	235.20	1.73	236.6	235.11
127+420	237.14	235.24	1.90	236.8	235.42
127+430	237.35	239.29	-1.95	237.02	235.55
127+440	237.56	238.09	-0.53	237.19	236.86
127+450	237.77	240.25	-2.48	237.32	237.27
127+460	237.97	237.86	0.12	237.46	237.44
127+470	238.18	237.67	0.52	237.55	237.63
127+480	238.39	237.52	0.88	237.63	237.48
127+490	238.60	238.07	0.53	237.62	237.32
127+500	238.81	238.01	0.81	238.45	237.46
127+510	239.02	238.44	0.58	237.90	237.71
127+520	239.23	238.12	1.11	237.78	237.89
127+530	239.44	238.39	1.05	237.85	237.76
127+540	239.65	238.61	1.04	238.34	238.37
127+550	239.86	238.82	1.04	238.76	239.39
127+560	240.07	239.04	1.03	239.05	238.65
127+570	240.28	239.27	1.01	239.63	239.31
127+580	240.49	239.51	0.98	239.77	241.06
127+590	240.70	239.74	0.95	239.93	241.43
127+600	240.91	240.01	0.90	240.60	241.11
127+610	241.12	240.23	0.88	240.51	240.55
127+620	241.33	240.48	0.84	240.58	240.18
127+630	241.53	240.63	0.90	241.00	242.30
127+640	241.74	240.95	0.79	241.42	241.07
127+650	241.95	242.33	-0.37	241.66	241.40
127+660	242.16	241.95	0.21	242.24	241.64
127+670	242.37	241.93	0.44	242.44	241.88
127+680	242.58	242.33	0.25	242.72	242.07
127+690	242.79	242.99	-0.20	243.36	242.24
127+700	243.00	242.94	0.04	244.00	242.33
127+710	243.18	242.95	0.24	244.50	242.36
127+720	243.37	244.00	-0.63	244.50	242.37
127+730	243.54	244.71	-1.16	244.5	242.28
127+740	243.71	243.95	-0.24	244.51	242.55
127+750	243.88	243.03	0.85	244.51	243.31
127+760	244.03	243.33	0.70	244.51	242.18
127+770	244.18	243.59	0.59	244.52	242.13
127+780	244.32	243.74	0.58	244.52	242.64
127+790	244.45	244.91	-0.46	244.52	244.46
127+800	244.58	246.81	-2.23	244.52	243.27
127+810	244.70	246.47	-1.78	244.53	243.31
127+820	244.81	245.08	-0.27	244.53	243.38
127+830	244.91	244.29	0.63	244.53	243.15
127+840	245.01	243.92	1.09	244.55	242.91
127+850	245.10	244.15	0.95	244.55	243.06
127+860	245.18	243.85	1.41	244.66	243.20
127+870	245.26	244.33	1.00	244.77	243.35
127+880	245.32	244.87	0.52	244.23	243.48
127+890	245.38	245.25	0.18	244.12	243.65
127+900	245.44	243.91	1.57	243.60	243.78
127+910	245.48	245.77	2.27	243.5	245.77
127+920	245.52	243.25	0.92	245.39	244.23
127+930	245.55	244.63	1.56	246.67	247.34
127+940	245.57	244.01	1.44	244.40	245.90
127+950	245.59	244.15	1.15	244.66	244.53
127+960	245.60	244.16	1.44	245.92	244.60
127+970	245.59	244.47	1.13	244.15	244.75
127+980	245.58	245.90	-0.32	244.23	244.91
127+990	245.56	244.49	1.07	244.14	244.66
128+000					

Vertical Geometry: 387.96K=136.000, 2.09%, -0.14%

Horizontal Geometry: L=70.00; L=270.12, R=700.00, T=268.44; L=70.00; L=115.00

Superelevation: 127+315.17; 127+320.28; 127+335.28; 127+390.28; 127+397.28; 128+006.71; 128+018.21; 127+975.71; 127+933.51

LEGEND :

EXISTING CARRIAGEWAY, HUT, MANHOLE, OFC LINE, ELECTRIC POLE, LAMP POST, SIGN POST, TREE, MAIN GATE, BENCH MARK, HAND PUMP, KILOMETER POST, TRANSFORMER, CULVERT

PLAN :
PRO. CENTER LINE
PRO. ROAD EDGE
PRO.SHOULDER EDGE
PRO. ROW
PRO. TOE LEVEL

PROPOSED PROFILE :
DESIGN RL (MC01)
EXISTING GL/RL
LEFT TOE LEVEL (IA01)
RIGHT TOE LEVEL (IA01)

REV	DATE	DESCRIPTION OF REVISION

SCALE :-
0 20 40 60 80 100
SCALE 1: 2500

CLIENT:-
MORTH Government of India
MINISTRY OF ROAD TRANSPORT & HIGHWAYS
ROADS & BUILDINGS DEPARTMENT

CONSULTANT:-
M/s Marc Technocrats Pvt. Ltd with Asian Geotech research service

PROJECT:-
Consultancy Services for Prepration of Detailed Project Report for Devlopment of NH-133 from km 92+380 to km 129+370 in Dumka and Deoghar District in the state of Jharkhand

TITLE:- PLAN & PROFILE

CHAINAGE:- (Ch:127+000 - 128+000)

Drawing No:
Date : Feb 2025
Sheet :

DRAWN(A)	DESIGN (B)	CHECK (C)	APPROVED (D)

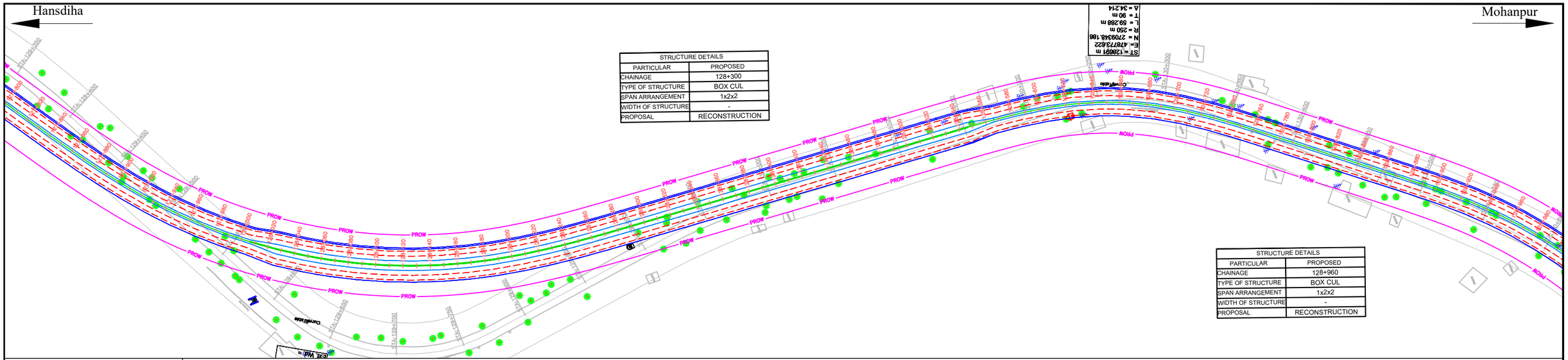

STRUCTURE DETAILS	
PARTICULAR	PROPOSED
CHAINAGE	128+300
TYPE OF STRUCTURE	BOX CUL
SPAN ARRANGEMENT	1x2x2
WIDTH OF STRUCTURE	-
PROPOSAL	RECONSTRUCTION

STRUCTURE DETAILS	
PARTICULAR	PROPOSED
CHAINAGE	128+960
TYPE OF STRUCTURE	BOX CUL
SPAN ARRANGEMENT	1x2x2
WIDTH OF STRUCTURE	-
PROPOSAL	RECONSTRUCTION

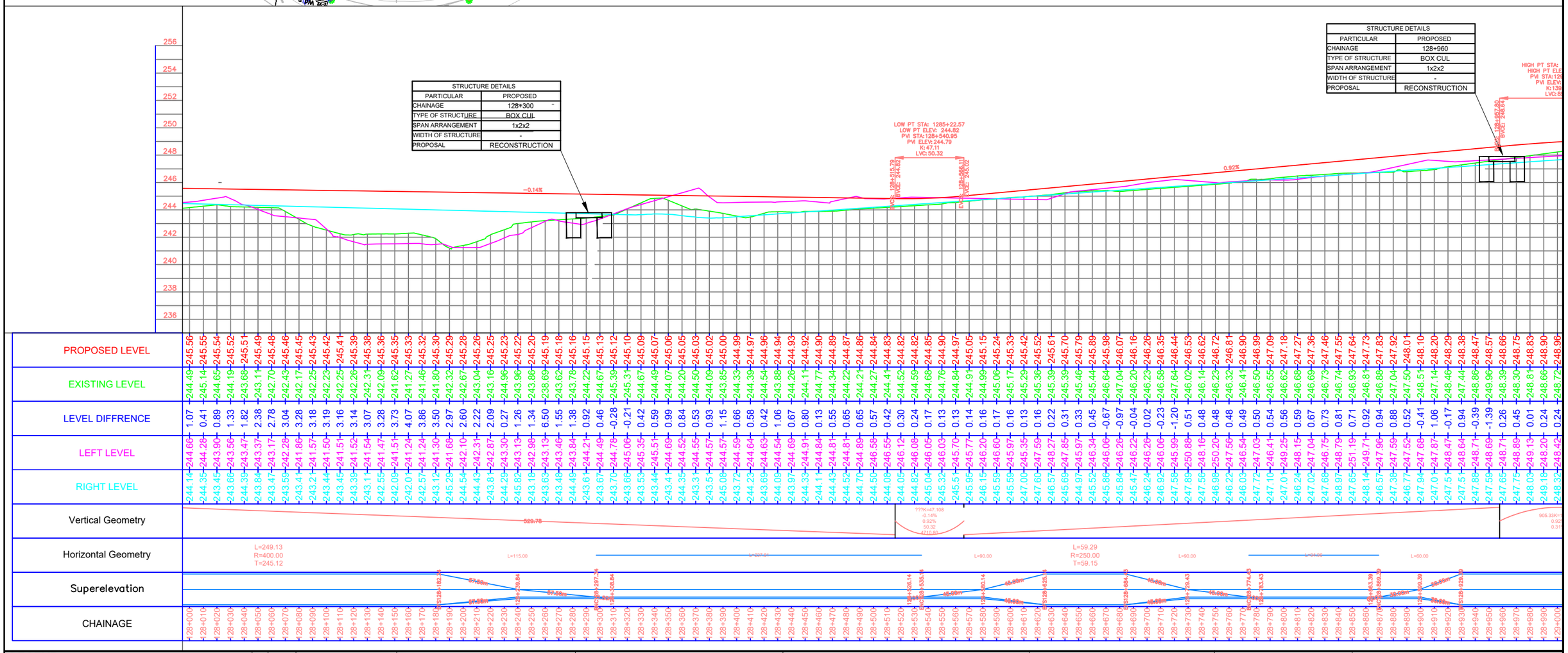

LEGEND :

EXISTING CARRIAGEWAY, HUT, MANHOLE, OFC LINE, ELECTRIC POLE, LAMP POST, SIGN POST, TREE, MAIN GATE, BENCH MARK, HAND PUMP, KILOMETER POST, TRANSFORMER, CULVERT

PLAN : PRO. CENTER LINE, PRO. ROAD EDGE, PRO.SHOULDER EDGE, PRO. ROW, PRO. TOE LEVEL

PROPOSED PROFILE : DESIGN RL (MC01), EXISTING GL/RL, LEFT TOE LEVEL (IA01), RIGHT TOE LEVEL (IA01)

REV	DATE	DESCRIPTION OF REVISION

SCALE :- 0 20 40 60 80 100 — SCALE 1:2500

CLIENT:- MORTH Government of India — MINISTRY OF ROAD TRANSPORT & HIGHWAYS, ROADS & BUILDINGS DEPARTMENT

CONSULTANT:- M/s Marc Technocrats Pvt. Ltd with Asian Geotech research service

PROJECT:- Consultancy Services for Prepration of Detailed Project Report for Devlopment of NH-133 from km 92+380 to km 129+370 in Dumka and Deoghar District in the state of Jharkhand

TITLE:- PLAN & PROFILE

CHAINAGE:- (Ch:128+000 - 129+000)

Drawing No:

Date : Feb 2025 **Sheet :**

DRAWN(A)	DESIGN (B)	CHECK (C)	APPROVED (D)

Hansdiha

Mohanpur

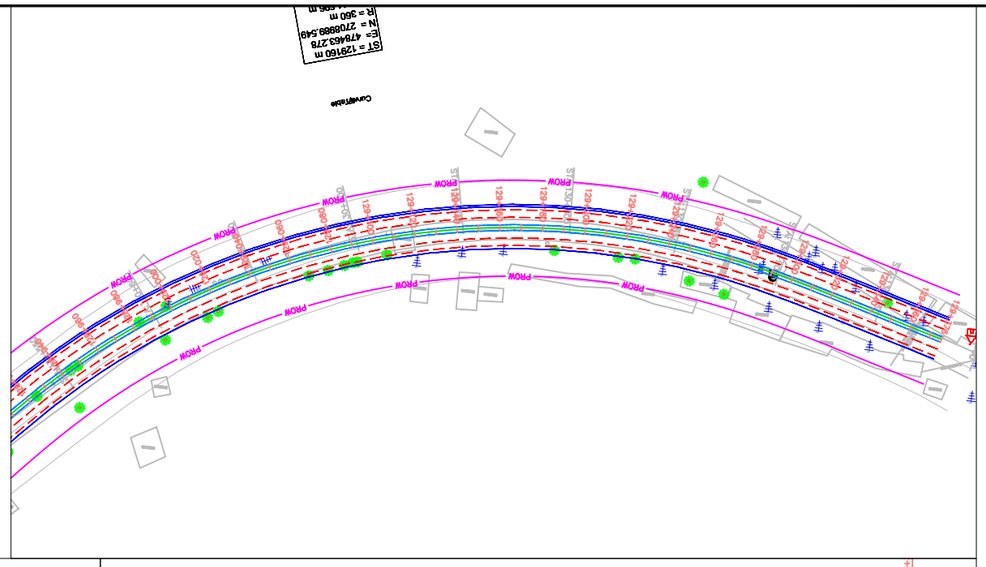

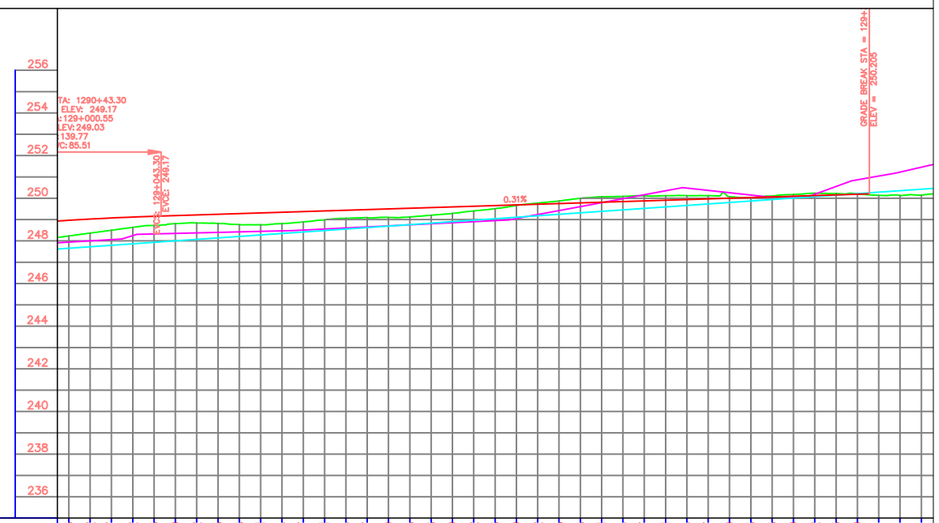

| | | |